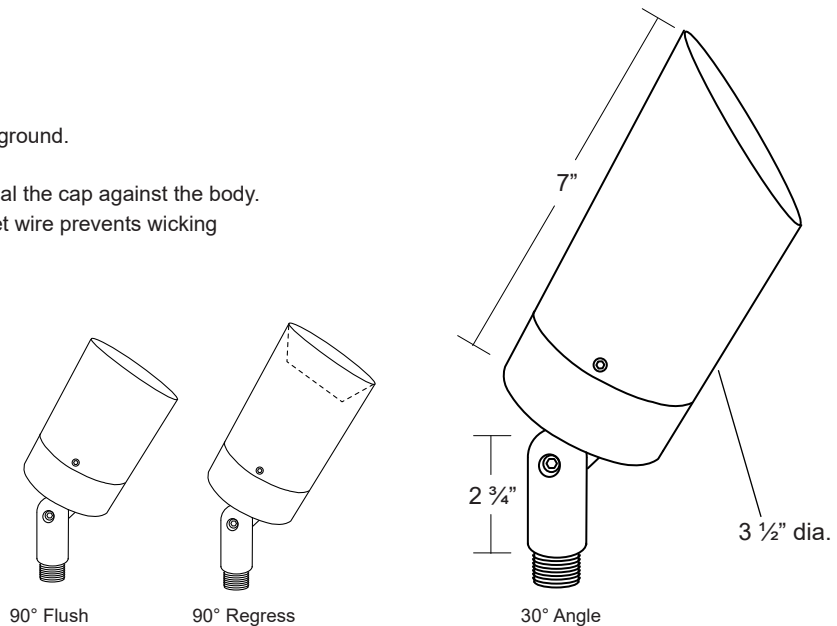


Specification-grade landscape lighting, wet-location luminaire for up lighting or down lighting applications. Can be utilized for ground mounted or surface mounted installations.

- Machined 6061-T6 copper-free aluminum. Aluminum components are black anodized, then a polyester powder coat finish is applied.
- Seven standard TGIC powder coat finishes and clear anodized finish available.
- Stainless steel hardware.
- Three interchangeable reflector optics included.
- Three cap styles from which to choose.
- Four lumen options: 700, 1300, 2000, 3000
- Four mounting options: Ground, surface, tree, inground.
- Clear tempered glass lens, glued in.
- High-temperature silicone O-ring seal used to seal the cap against the body.
- Molded silicone wire pass-thru attached to socket wire prevents wicking and water leaking into the lamp compartment.
- Listed for wet location use.
- Warranty: 10 Years (fixture).



Specifications

MODEL:	FA - 40L
MATERIAL:	6061-T6 Aluminum
VOLTAGE:	120V-277V
WATTAGE:	8W, 16W, 31W
SOCKET:	GY 6.35 Bi-pin porcelain socket rated 600V 250°C 18 ga, Teflon ® coated leads.

Interchangeable optics supplied with luminaire.

OPTICS:	SP - 20° Spot FL - 42° Flood WFL - 60° Wide Flood
KELVIN:	2700, 3000, 3500, 4000

Ordering Logic:

MODEL	CAP STYLE	MOUNT	FINISH
FA - 40L	1 - 90° Flush	MT48 - Ground mount	BK - Black
	2 - 90° Regress	MT49 - Surface mount	BZ - Bronze
	3 - 30° Angle	MT50 - Tree mount	WT - White
		MT53 - Inground mount	BG - Beige
			BKT - Black Texture BZT - Bronze Texture SL - Silver CA - Clear Anodized

ORDERING EXAMPLE: FA - 40L - 1 - MT48 - BZT - 643*

*See specification sheet to select lamp type to be installed.

Excelsior Lighting, Inc.

PROJECT:

TYPE:

Xicato XTM LED Modules with Corrected Cold Phosphor Technology

- Flux packages from 700lm to 3000lm.
- CCT range from 2700K to 4000K.
- Integrated DC driver electronics.
- Efficacy up to 99 lm/W.
- Very tight color consistency, within 1x2 MacAdam ellipses initially and 3 MacAdam ellipses after 50,000 hours.
- A verifiable 50,000 hour/7 year operational warranty.
- Warranty: 5 Years



XTM SERIES



C.O.B LED MODULE OPTIONS

	XTM MODULE	COLOR
700 LUMENS 8 watts	640	2700K
	641	3000K
	642	3500K
	643	4000K
1300 LUMENS 16 watts	644	2700K
	645	3000K
	646	3500K
	647	4000K
2000 LUMENS 31 watts	648	2700K
	649	3000K
	650	3500K
	651	4000K
3000 LUMENS 31 watts	652	2700K
	653	3000K
	654	3500K
	655	4000K



20° Spot



42° Flood

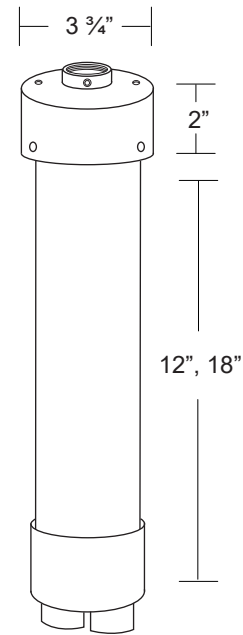


60° Wide Flood

INTERCHANGEABLE OPTICS

Machined aluminum cap with PVC stake for ground-mounting. Designed for mounting single luminaire for ground mount installation of LED driver.

- Machined aluminum cap.
- 120-277 VAC driver
- Dimmable driver included for use with standard incandescent dimmers. 10-100% range: 8W, 16W or 31W (specify)
- Seven standard TGIC powder coat finishes and clear anodized finish available.
- 3X 1/2" Slip conduit connectors.
- PVC stake lengths: 12" or 18".
- UL listed for wet location landscape use.
- Warranty: Mounting - 10 years
Driver - 5 years



Specifications

MODEL:	MT-48	VOLTAGE:	120-277 VAC Input
MOUNTING:	1/2" NPS		

Ordering Logic:

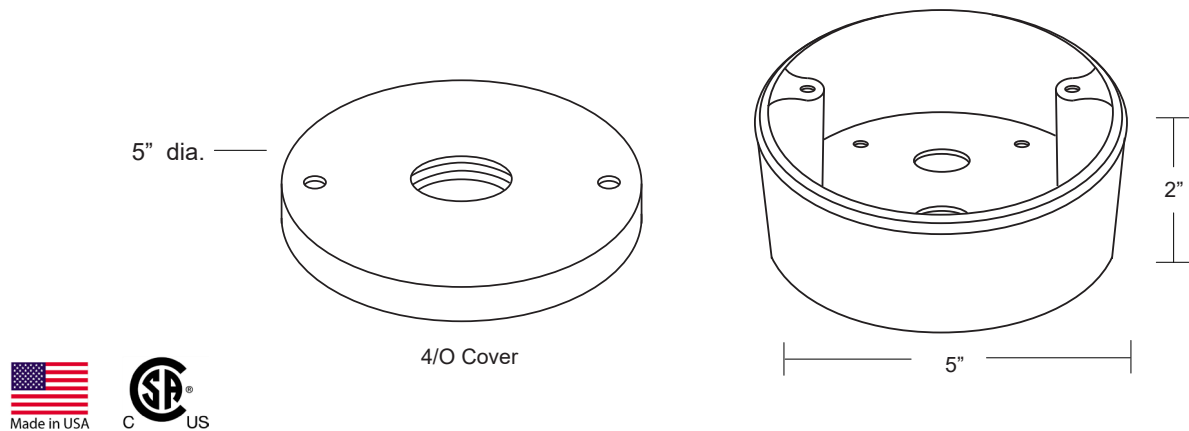
MODEL	METAL	STAKE LENGTH	DIMMABLE DRIVER	CAP FINISH	
MT - 48	A - Aluminum	12 - 12"	8 - 8W	BK - Black	BKT - Black Texture
		18 - 18"	16 - 16W	BZ - Bronze	BZT - Bronze Texture
			31 - 31W	WT - White	SL - Silver
				BG - Beige	CA - Clear Anodized

ORDERING EXAMPLE: MT - 48 - A - 12 - 8 - BZ

Excelsior Lighting, Inc.	PROJECT
	TYPE

Machined powered surface mount with cover. Designed for mounting a single luminaire for surface mount installation with LED driver.

- Machined aluminum construction.
- 120-277 VAC driver
- Dimmable driver included for use with standard incandescent dimmmers. 10-100% range:
8W, 16W or 31W (specify)
- Seven standard TGIC powder coat finishes and clear anodized finish available.
- Two 7/8" slip holes. Accepts industry standard conduit connectors.
- Fits onto 4/0 standard J-Box.
- UL listed for wet location use.
- Warranty: Mounting - 10 years
Driver - 5 years



Specifications

MODEL:	MT-49	VOLTAGE:	120-277 VAC Input
MATERIAL:	Machined Aluminum		
MOUNTING:	#10 screw mount holes (4X)		

Ordering Logic:

MODEL	METAL	DIMMABLE DRIVER	FINISH	
MT - 49	A - Aluminum	8 - 8W 16 - 16W 31 - 31W	BK- Black BZ - Bronze WT - White BG - Beige	BKT - Black Texture BZT- Bronze Texture SL - Silver CA - Clear Anodized

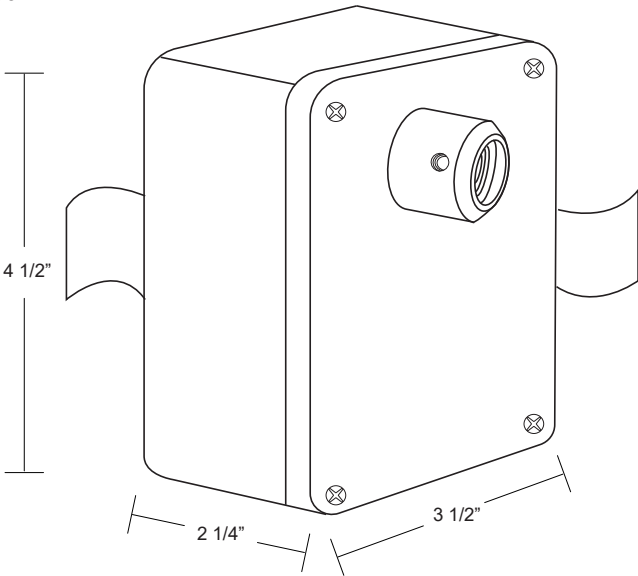
ORDERING EXAMPLE: MT - 49 - A - 8 - BK

Excelsior Lighting, Inc.	PROJECT
	TYPE

POWERED BOX MOUNT with TREE STRAP120-277VACMODEL MT-50

Cast aluminum box and cover with strap for tree mounting. Designed for mounting single luminaire for tree mount installation of LED driver and fixture.

- Cast aluminum junction box.
- Dimmable driver included for use with standard incandescent dimmers. 10-100% range: 8W, 16W, 31W (specify).
- Single mount cover included.
- Seven standard TGIC powder coat finishes.
- Stainless steel ratchet and hook powder coated bronze texture finish.
- Strap lengths of 48", 72" or 120".
- 1/2" NPS mount for use with FA-40L and AL-40L series only.
- UL listed for wet location use.
- Warranty: Mounting - 10 Years.
Driver - 5 years



Specifications

MODEL:	MT-50	VOLTAGE:	120 - 277 VAC Input
MATERIAL:	6061-T6 Aluminum		
MOUNTING:	1/2" NPS		

Ordering Logic:

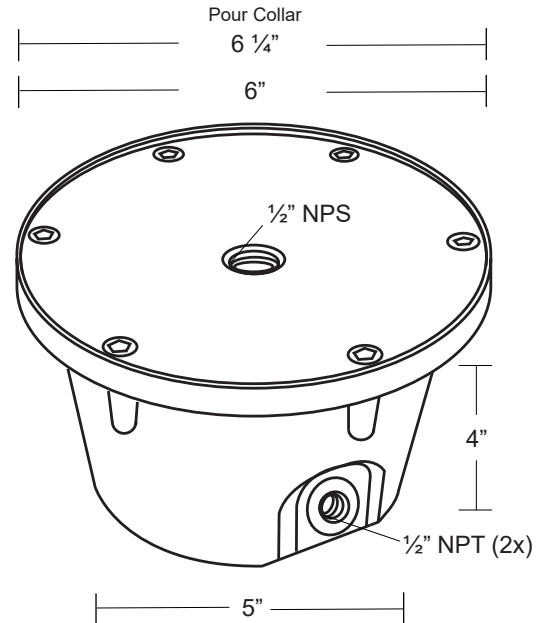
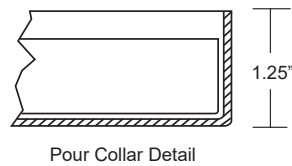
MODEL	METAL	BOX QUANTITY	DIMMABLE DRIVER	STRAP LENGTH	FINISH	
MT - 50	A - Aluminum	1 - One	8 -8W	48 - 48"	BK- Black	BKT - Black Texture
		2 - Two	16 - 16W	72 - 72"	BZ - Bronze	BZT- Bronze Texture
			31 - 31W	120 - 120"	WT - White	SL - Silver
					BG - Beige	

ORDERING EXAMPLE: MT - 50 - A - 1 - 8 - 72 - BZ

Excelsior Lighting, Inc.	PROJECT
	TYPE

Cast bronze powered inground mount with cover. Designed for mounting a single luminaire for inground mount installation with LED driver.

- Cast bronze housing and aluminum cover.
- 120 - 277 VAC driver.
- 8W-31W option.
- Dimmable driver for use with standard incandescent dimmers.
10-100% range: 8W, 16W, or 31W (specify)
- Seven standard TGIC powder coat finish available.
- 1/2" NPS threads accepts industry standard luminaires.
- 1/2" NPT threads conduit connections (2x).
- Listed for wet location use.
- Warranty: Mounting - 10 Years.
Driver - 5 years



Specifications

MODEL:	MT-53	VOLTAGE:	120-277 VAC Input
MATERIAL:	Cast bronze housing and aluminum cover	WATTAGE:	8W, 16W, 31W

Ordering Logic:

MODEL	METAL	OPTION	DIMMABLE LED DRIVER	FINISH (COVER)	
MT - 53	B - Cast Bronze	0 - None PC - Pour Collar	0 - None 8 - 8W 16 - 16W 31 - 31W	BK - Black BZ - Bronze WT - White BG - Beige	BKT - Black Texture BZT - Bronze Texture SL - Silver CA - Clear Anodized

ORDERING EXAMPLE: MT - 53 - B - PC - 8 - BK

Excelsior Lighting, Inc.

PROJECT

TYPE

8 WATT/16 WATT DRIVER

- 120-277 VAC Input
- Output 14 - 24 VDC
- Dims with TRIAC and ELV dimmers at 120VAC only
- Dims with industry standard 0-10V dimmers (108-305VAC)
- Max Output Power: 10W to 50W
- 2 case sizes, 10-30W and 40-50W
- Efficiency up to 84%
- 90°C Top case rated
- <20% THD, >0.9 PF
- Fast start up time
- UL 8750 Approved, UL LED Class 2 outputs
- Class II isolation
- Long Life
- RoHS Compliant



APPLICATIONS AND BENEFITS

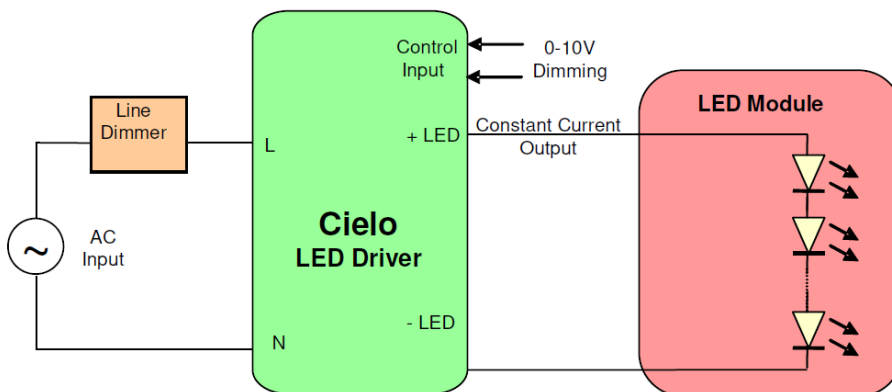
Cielo LED drivers are designed for powering LED luminaries using standard lighting controls.

Their discreet size easily fits into the space constrained LED fixtures of today's growing Commercial, Residential and Architectural lighting markets.

The modules operate with:

- Standard Light Switches
- 0-10V Dimmers
- Triac based Incandescent Dimmers (Forward phase – leading edge)
- Electronic Low Voltage Dimmers (Reverse Phase – trailing edge)

The following diagram depicts a typical installation utilizing the Cielo:



Cielo's Dimming Options:

- Analog Dimming (0-10V) input provides 10-100% lout Dimming
- AC line dimming from Triac or ELV dimmers (120VAC)
- Dimming range down to less than 10% nominal output current

31 WATT DRIVER

- Wide input voltage range: 120 – 277 VAC
- Constant current output
- Output 20 -43 VDC
- IEEE 1789 Compliant (tested from 50% to 100% I_{max})
- Low dimming level (down to 1 % of max current)
- IP 64 package
- Low standby power consumption (<0.5 W)
- High efficiency (up to 88 %)
- Easily programmable via RFID (wireless) or wired tools
- Programmable output current settings
- Dimmable with 1-10V / 0-10V dimmers. Dim to OFF (DTO)
- Temperature sensor input (NTC) to protect the LED light engine
- Intended for convection cooling operation
- UL Class 2 output, reinforced / double isolation
- Wide operating temperature range -30 °C up to 90 °C T_c
- 8-year warranty under useful life condition



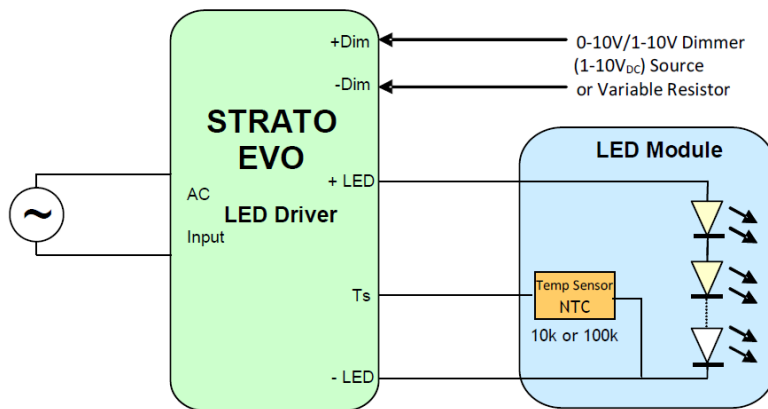
APPLICATIONS AND BENEFITS

STRATO EVO 40W is designed for directly powering LEDs in commercial and industrial lighting applications.

The product's extremely small form factor and high efficiency makes it suitable for integration into most light fixtures and standard electrical junction boxes.

A host of integrated control features:

- Simplify Light Fixture Design
- Ease Safety Approval Cycles
- Lower Fixture Complexity and Cost



STRATO EVO's versatile control features:

- A Temperature sensor (NTC thermistor) protects the LED from over-temperature. The NTC can be either a 10 kΩ or 100 kΩ
- A 2 wire Dimming input provides both output trimming, and 1 to 100 % I_{OUT} Dimming function.