



2018 PRODUCT CATALOG

SIMPLY BETTER BY DESIGN



TABLE OF CONTENTS

FLOOD/ACCENT LIGHTS

12V FIXTURES	4
MR16	4
MR11	18

UP LIGHTS

12V FIXTURES	22
MR16	22
MR11	26

12V FIXTURES	30
MR16	30
MR11	34
T4	36

PATH LIGHTS

12V FIXTURES	38
PATH	38
WASH	48
STAFF	52
BOLLARD	58

IN GROUND LIGHTS

12V FIXTURES	60
--------------------	----

STEP LIGHTS

12V FIXTURES	72
--------------------	----

WALL MOUNT LIGHTS

12V FIXTURES	84
SINGLE	84
DUAL	90
120V FIXTURES	92

SIGN LIGHTS

12V FIXTURES	94
SINGLE	94
DUAL	98
120V FIXTURES	100

L SERIES

12V FIXTURES	102
--------------------	-----

PRODUCT FEATURES

■ FLUSH LENS FEATURE



Reduces the amount of mineral deposits that build up on the fixture lens. Caps drain water even when aimed straight up.

■ MODULAR DESIGN



The PL-9, PL-10, PL-15 and PL-16 path lights feature a modular design. This component houses and seals the lamp to prevent corrosion from the elements. To relamp these fixtures simply remove one screw and slide out the lamp housing.

■ ANODIZING PROTECTION



To increase the corrosion resistance in our products, we use a three-step process:

1. Machine 6061-T6 copper-free aluminum.
2. Anodized pre-treatment applied.
3. Polyester powder coat finish applied.

■ SELECT-A-FIT



Exclusively from Excelsior Lighting, this feature allows you to set your own fixture location within our IN-4 and IN-5 well lights. This feature helps provide the proper location for your lamp beam spread. Spot lamps are set deeper into the fixture while wide floods are set closer to the fixture grate. Our design offers three grooves on the outside of the fixture cap, one inch apart. Decide which setting is best for your application and snap the fixture into place!

■ SEALED WIRE PASS-THRU SYSTEM



Our molded, high-temperature silicone wire pass-thru system is installed into every product to prevent water intrusion. Water will not leak into the lamp compartment when used for down lighting. The socket is replaceable.

■ WARRANTY



Our ten-year warranty exemplifies our confidence in the superior durability and performance of Excelsior Lighting products.

■ HOT-AIM FEATURE



The 'hot-aim' feature is available on our IN-5 well light. This aiming option allows the lamp holder to be adjusted vertically 18° from straight up by adjusting the socket head screw mounted onto the well light grate. This feature is beneficial when projects require many well lights.

FA-1

MODEL FA-1 12V 50W MR16 8W LED

Lamp	MR16 Halogen or LED
Maximum Wattage	50 watt, 8 watt LED
Input Voltage	12V (remote transformer required)
Material	Machined Aluminum
Hardware	Stainless Steel
Finishes	Seven Polyester Powder Coat
Knuckle	Tapered & Positive Locking
Lens	Tempered Clear Glass, Flush lens
Cap Accessories	Holds Three accessories (optional)
Mounting	1/2" NPS (order mount separately)
Socket	GY-6.35 Bi Pin Porcelain
IP Rating	66
Certification	Wet location landscape, UL1838.
Wiring	10" 18 ga Teflon Coated
Weight	1.5 lbs.
Warranty	10 Years
Dimensions	2 3/8" dia. x 6" overall
Metals	6061-T6 Aluminum



Shown in Bronze Powder Coat Finish (BZ)


ORDERING LOGIC

MODEL	FA - 1
METAL	A - Aluminum
FINISH	BK - Black BKT - Black Texture BZ - Bronze BZT - Bronze Texture WT - White SL - Silver BG - Beige CA - Clear Anodized

ORDERING EXAMPLE:

FA - 1 - A - BK

MOUNT OPTIONS (ORDER SEPARATELY)



LAMP OPTIONS (ORDER SEPARATELY)



FA SERIES

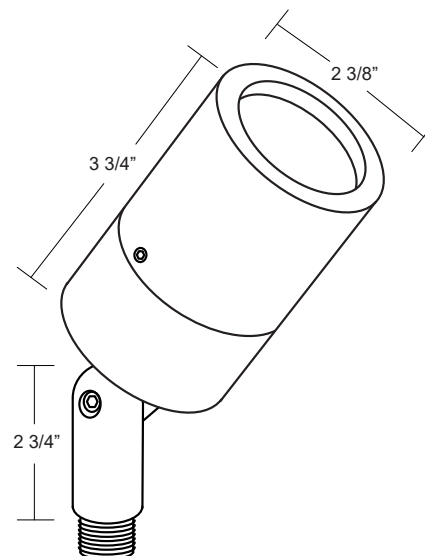


FLOOD/ACCENT LIGHT 12V 50W MR16 8W LED

FA-1

Specification-grade landscape lighting, wet-location luminaire for up lighting or down lighting applications. Can be utilized for ground mounted, tree mounted or surface mounted installations.

- Machined 6061-T6 copper-free aluminum. Aluminum components are black anodized, then a polyester powder coat finish is applied. Seven standard TGIC powder coat finishes and clear anodized finish available.
- Remote transformer required.
- Stainless steel hardware.
- 10" 18ga. Teflon coated wire leads.
- Flush cap for wide distribution holds 3 lens accessories.
- Mount not included.
- Clear tempered borosilicate glass lens, glued in.
- High-temperature silicone O-ring seal used to seal the cap against the body.
- Molded silicone wire pass-thru attached to socket wire prevents wicking and water leaking into the lamp compartment.
- CSA & UL listed for wet location landscape use (UL1838).
- Warranty: 10 Years.



SPECIFICATIONS

MODEL:	FA - 1	LAMPING:	MR16 Halogen, 50W Maximum (order separately) 8W LED (order separately)	
MATERIAL:	6061-T6 Aluminum			
VOLTAGE:	12V			
WATTAGE:	50 Watt	FINISHES:	BK - Black BZ - Bronze WT - White BG - Beige	BKT - Black Texture BZT - Bronze Texture SL - Silver CA - Clear Anodized
SOCKET:	GY-6.35 Bi-pin porcelain socket rated 600V, 250°C 18 ga, Teflon® coated leads.			

ORDERING LOGIC:

MODEL	METAL	FINISH	
FA - 1	A - Aluminum	BK - Black BZ - Bronze WT - White BG - Beige	BKT - Black Texture BZT - Bronze Texture SL - Silver CA - Clear Anodized

ORDERING EXAMPLE: **FA - 1 - A - BK**

Excelsior Lighting, Inc.

PROJECT:

TYPE:

FA - 4

MODEL FA-4 12V 50W MR16 8W LED

Lamp	MR16 Halogen or LED
Maximum Wattage	50 watt, 8 watt LED
Input Voltage	12V (remote transformer required)
Material	Machined Aluminum
Hardware	Stainless Steel
Finishes	Seven Polyester Powder Coat
Knuckle	Tapered & Positive Locking
Lens	Tempered Clear Glass, Flush lens
Cap Accessories	Holds Three accessories (optional)
Mounting	1/2" NPS (order mount separately)
Socket	GY-6.35 Bi Pin Porcelain
IP Rating	66
Certification	Wet location landscape, UL1838.
Wiring	10" 18 ga Teflon Coated
Weight	1.2 lbs.
Warranty	10 Years
Dimensions	2 3/8" dia. x 8 1/2" overall
Metals	6061-T6 Aluminum or C36000 Brass



Shown in Bronze Powder Coat Finish (BZ)

ORDERING LOGIC

MODEL	FA - 4
METAL	A - Aluminum B - Brass
FINISH	BK - Black BKT - Black Texture BZ - Bronze BZT - Bronze Texture WT - White SL - Silver BG - Beige CA - Clear Anodized NT - Natural DB - Dark Bronze

ORDERING EXAMPLE:

FA - 4 - A - BK

MOUNT OPTIONS (ORDER SEPARATELY)



LAMP OPTIONS (ORDER SEPARATELY)



FA SERIES

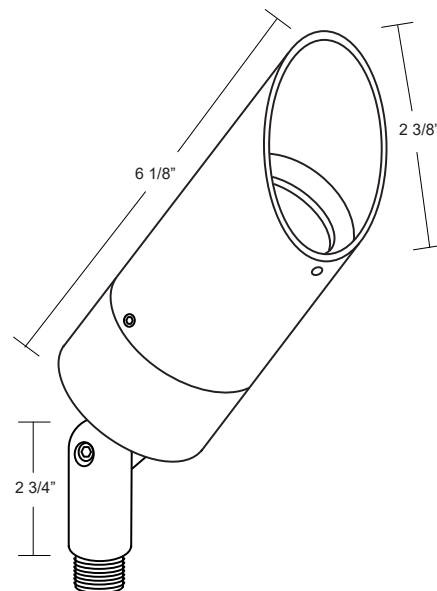


FLOOD/ACCENT LIGHT 12V 50W MR16 8W LED

FA - 4

Specification-grade landscape lighting, wet-location luminaire for up lighting or down lighting applications. Can be utilized for ground mounted, tree mounted or surface mounted installations.

- Machined 6061-T6 copper-free aluminum. Aluminum components are black anodized, then a polyester powder coat finish is applied. Seven standard TGIC powder coat finishes and clear anodized finish available.
- Remote transformer required.
- Stainless steel hardware.
- 10" 18ga. Teflon coated wire leads.
- 45° angled cap for glare control, holds 3 lens accessories.
- Mount not included.
- Clear tempered borosilicate glass lens, glued in.
- High-temperature silicone O-ring seal used to seal the cap against the body.
- Molded silicone wire pass-thru attached to socket wire prevents wicking and water leaking into the lamp compartment.
- CSA & UL listed for wet location landscape use (UL1838).
- Warranty: 10 Years.



SPECIFICATIONS

MODEL:	FA - 4	LAMPING:	MR16 Halogen, 50W Maximum (order separately) 8W LED (order separately)	
MATERIAL:	6061-T6 Aluminum or C36000 Brass	FINISHES:	BK - Black	BKT - Black Texture
VOLTAGE:	12V		BZ - Bronze	BZT - Bronze Texture
WATTAGE:	50 Watt		WT - White	SL - Silver
SOCKET:	GY-6.35 Bi-pin porcelain socket rated 600V, 250°C 18 ga, Teflon® coated leads.		BG - Beige	CA - Clear Anodized
			NT - Natural	DB - Dark Bronze

ORDERING LOGIC:

MODEL	METAL	FINISH	
FA - 4	A - Aluminum	BK - Black	BKT - Black Texture
	B - Brass	BZ - Bronze	BZT - Bronze Texture
		WT - White	SL - Silver
		BG - Beige	CA - Clear Anodized
		NT - Natural	DB - Dark Bronze

ORDERING EXAMPLE: **FA - 4 - A - BK**

Excelsior Lighting, Inc.

PROJECT:

TYPE:

FA - 7

MODEL FA-7 12V 50W MR16 8W LED

Lamp	MR16 Halogen or LED
Maximum Wattage	50 watt, 8 watt LED
Input Voltage	12V (remote transformer required)
Material	Machined Aluminum
Hardware	Stainless Steel
Finishes	Seven Polyester Powder Coat
Knuckle	Tapered & Positive Locking
Lens	Tempered Clear Glass, Flush lens
Cap Accessories	Holds Three accessories (optional)
Mounting	1/2" NPS (order mount separately)
Socket	GY-6.35 Bi Pin Porcelain
IP Rating	66
Certification	Wet location landscape, UL1838.
Wiring	10" 18 ga Teflon Coated
Weight	1.3 lbs.
Warranty	10 Years
Dimensions	2 3/8" dia. x 10" overall
Metals	6061-T6 Aluminum or C36000 Brass



Shown in Bronze Powder Coat Finish (BZ)

ORDERING LOGIC

MODEL	FA - 7
METAL	A - Aluminum B - Brass
FINISH	BK - Black BKT - Black Texture BZ - Bronze BZT - Bronze Texture WT - White SL - Silver BG - Beige CA - Clear Anodized NT - Natural DB - Dark Bronze

ORDERING EXAMPLE:

FA - 7 - A - BK

MOUNT OPTIONS (ORDER SEPARATELY)



LAMP OPTIONS (ORDER SEPARATELY)



FA SERIES

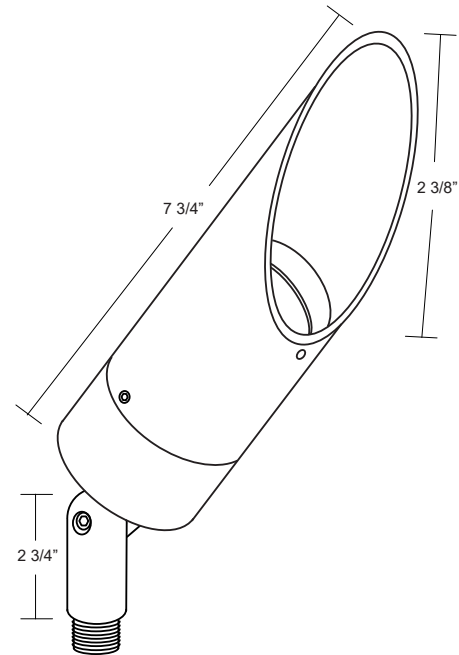


FLOOD/ACCENT LIGHT 12V 50W MR16 8W LED

FA - 7

Specification-grade landscape lighting, wet-location luminaire for up lighting or down lighting applications. Can be utilized for ground mounted, tree mounted or surface mounted installations.

- Machined 6061-T6 copper-free aluminum. Aluminum components are black anodized, then a polyester powder coat finish is applied. Seven standard TGIC powder coat finishes and clear anodized finish available.
- Remote transformer required.
- Stainless steel hardware.
- 10" 18ga. Teflon coated wire leads.
- 60° angled cap for glare control, holds 3 lens accessories.
- Mount not included.
- Clear tempered borosilicate glass lens, glued in.
- High-temperature silicone O-ring seal used to seal the cap against the body.
- Molded silicone wire pass-thru attached to socket wire prevents wicking and water leaking into the lamp compartment.
- CSA & UL listed for wet location landscape use (UL1838).
- Warranty: 10 Years.



SPECIFICATIONS

MODEL:	FA - 7	LAMPING:	MR16 Halogen, 50W Maximum (order separately) 8W LED (order separately)	
MATERIAL:	6061-T6 Aluminum or C36000 Brass	FINISHES:	BK - Black	BKT - Black Texture
VOLTAGE:	12V		BZ - Bronze	BZT - Bronze Texture
WATTAGE:	50 Watt		WT - White	SL - Silver
SOCKET:	GY-6.35 Bi-pin porcelain socket rated 600V, 250°C 18 ga, Teflon® coated leads.		BG - Beige	CA - Clear Anodized
			NT - Natural	DB - Dark Bronze

ORDERING LOGIC:

MODEL	METAL	FINISH	
FA - 7	A - Aluminum	BK - Black	BKT - Black Texture
	B - Brass	BZ - Bronze	BZT - Bronze Texture
		WT - White	SL - Silver
		BG - Beige	CA - Clear Anodized
		NT - Natural	DB - Dark Bronze

ORDERING EXAMPLE: **FA - 7 - A - BK**

Excelsior Lighting, Inc.

PROJECT:

TYPE:

FA - 20

MODEL FA-20 12V 75W MR16 9W LED

Lamp	MR16 Halogen, LED
Maximum Wattage	75 watt, 9 watt LED
Input Voltage	12V (remote transformer required)
Material	Machined Aluminum
Hardware	Stainless Steel
Finishes	Seven Polyester Powder Coat
Knuckle	Tapered & Positive Locking
Lens	Tempered Clear Glass, Flush lens
Cap Accessories	Holds two accessories (optional)
Mounting	1/2" NPS (order mount separately)
Socket	GY 6.35 Bi Pin Porcelain
IP Rating	66
Certification	Wet location landscape, UL1838.
Wiring	10" 18 ga Teflon Coated
Weight	2.1 lbs.
Warranty	10 Years
Dimensions	3" dia. x 7" overall
Metals	6061-T6 Aluminum



Shown in Bronze Powder Coat Finish (BZ)

ORDERING LOGIC

MODEL	FA - 20
METAL	A - Aluminum
FINISH	BK - Black BKT - Black Texture BZ - Bronze BZT - Bronze Texture WT - White SL - Silver BG - Beige CA - Clear Anodized

ORDERING EXAMPLE:

FA - 20 - A - BK

MOUNT OPTIONS (ORDER SEPARATELY)



LAMP OPTIONS (ORDER SEPARATELY)



SORAA (9W)

FA SERIES

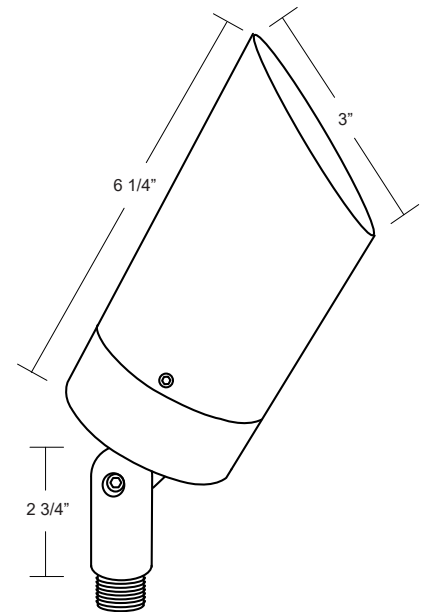


FLOOD/ACCENT LIGHT 12V 75W MR16 9W LED

FA - 20

Specification-grade landscape lighting, wet-location luminaire for up lighting or down lighting applications. Can be utilized for ground mounted, tree mounted or surface mounted installations.

- Machined 6061-T6 copper-free aluminum. Aluminum components are black anodized, then a polyester powder coat finish is applied. Seven standard TGIC powder coat finishes and clear anodized finish available.
- Remote transformer required.
- Stainless steel hardware.
- 10" 18ga. Teflon coated wire leads.
- Angled cap holds 3 lens accessories.
- Mount not included.
- Clear tempered borosilicate glass lens, glued in.
- High-temperature silicone O-ring seal used to seal the cap against the body.
- Molded silicone wire pass-thru attached to socket wire prevents wicking and water leaking into the lamp compartment.
- CSA & UL listed for wet location landscape use (UL1838).
- Warranty: 10 Years.



SPECIFICATIONS

MODEL:	FA - 20	LAMPING:	MR16 Halogen 75W Maximum (order separately) 9W LED (order separately)	
MATERIAL:	6061-T6 Aluminum	FINISHES:	BK - Black	BKT - Black Texture
VOLTAGE:	12V		BZ - Bronze	BZT - Bronze Texture
WATTAGE:	75W		WT - White	SL - Silver
SOCKET:	GY 6.35 Bi Pin porcelain socket rated 600V, 250°C 18 ga, Teflon® coated leads.		BG - Beige	CA - Clear Anodized

ORDERING LOGIC:

MODEL	METAL	FINISH	
FA - 20	A - Aluminum	BK - Black	BKT - Black Texture
		BZ - Bronze	BZT - Bronze Texture
		WT - White	SL - Silver
		BG - Beige	CA - Clear Anodized

ORDERING EXAMPLE: **FA - 20 - A - BZT**

Excelsior Lighting, Inc.

PROJECT:

TYPE:

FA - 34

MODEL FA-34 12V 18.5W PAR36-AR111 LED

Lamp	PAR36/AR111 LED
Maximum Wattage	18.5 watt
Input Voltage	12V (remote transformer required)
Material	Machined Aluminum
Hardware	Stainless Steel
Finishes	Seven Polyester Powder Coat
Knuckle	Tapered & Positive Locking
Lens	Tempered Clear Glass, Flush lens
Mounting	1/2" NPS (order mount separately)
Socket	GY 6.35 Bi Pin Porcelain
IP Rating	66
Certification	Wet location landscape, UL1838.
Wiring	10" 18 ga Teflon Coated
Weight	3.7 lbs.
Warranty	10 Years
Dimensions	4 7/8" dia. x 8" overall
Metals	6061-T6 Aluminum



Shown in Bronze Powder Coat Finish (BZ)

ORDERING LOGIC

MODEL	FA - 34
METAL	A - Aluminum
FINISH	BK - Black BKT - Black Texture BZ - Bronze BZT - Bronze Texture WT - White SL - Silver BG - Beige CA - Clear Anodized

ORDERING EXAMPLE:

FA - 34 - A - BK

MOUNT OPTIONS (ORDER SEPARATELY)



LAMP OPTIONS (ORDER SEPARATELY)



FA PAR36/AR111 SERIES

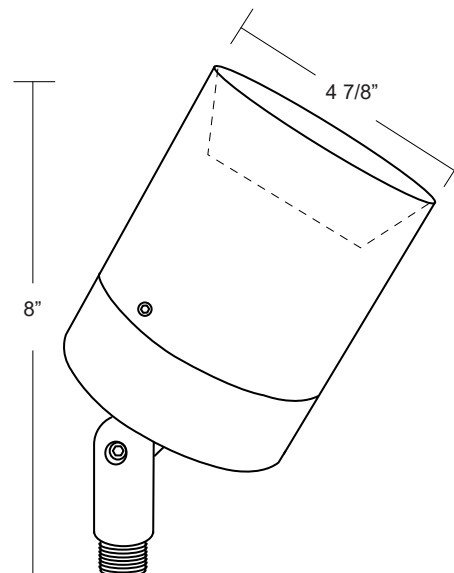


FLOOD/ACCENT LIGHT 12V 18.5W PAR36/AR111 LED

FA - 34

Specification-grade landscape lighting, wet-location luminaire for up lighting or down lighting applications. Can be utilized for ground mounted, tree mounted or surface mounted installations.

- Machined 6061-T6 copper-free aluminum. Aluminum components are black anodized, then a polyester powder coat finish is applied. Seven standard TGIC powder coat finishes and clear anodized finish available.
- Remote transformer required.
- Stainless steel hardware.
- 10" 18ga. Teflon coated wire leads.
- 1" regressed cap.
- Mount not included.
- Clear tempered borosilicate glass lens, glued in.
- High-temperature silicone O-ring seal used to seal the cap against the body.
- Molded silicone wire pass-thru attached to socket wire prevents wicking and water leaking into the lamp compartment.
- CSA & UL listed for wet location landscape use (UL1838).
- Warranty: 10 Years.



SPECIFICATIONS

MODEL:	FA - 34	LAMPING:	PAR36/AR111 18.5W LED (order separately)
MATERIAL:	6061-T6 Aluminum	FINISHES:	BK - Black BZ - Bronze WT - White BG - Beige
VOLTAGE:	12V		BKT - Black Texture BZT - Bronze Texture SL - Silver CA - Clear Anodized
WATTAGE:	18.5 watt		

ORDERING LOGIC:

MODEL	METAL	FINISH	
FA - 34	A - Aluminum	BK - Black BZ - Bronze WT - White BG - Beige	BKT - Black Texture BZT - Bronze Texture SL - Silver CA - Clear Anodized

ORDERING EXAMPLE: **FA - 34 - A - BZT**

Excelsior Lighting, Inc.

PROJECT:

TYPE:

AL - 2

MODEL AL-2 12V 50W MR16 8W LED

Lamp	MR16 Halogen or LED
Maximum Wattage	50 watt, 8 watt LED
Input Voltage	12V (remote transformer required)
Material	Machined Aluminum
Hardware	Stainless Steel
Finishes	Seven Polyester Powder Coat
Knuckle	Tapered & Positive Locking
Lens	Tempered Clear Glass, Flush lens
Cap Accessories	Holds Three accessories (optional)
Mounting	1/2" NPS (order mount separately)
Socket	GY-6.35 Bi Pin Porcelain
IP Rating	66
Certification	Wet location landscape, UL1838
Wiring	10" 18 ga Teflon Coated
Weight	1.7 lbs.
Warranty	10 Years
Dimensions	2 3/8" dia. x 5 3/4" overall
Metals	6061-T6 Aluminum



Shown in Bronze Powder Coat Finish (BZ)

ORDERING LOGIC

MODEL	AL - 2
METAL	A - Aluminum
FINISH	BK - Black BKT - Black Texture BZ - Bronze BZT - Bronze Texture WT - White SL - Silver BG - Beige CA - Clear Anodized

ORDERING EXAMPLE:

AL - 2 - A - BK

MOUNT OPTIONS (ORDER SEPARATELY)



LAMP OPTIONS (ORDER SEPARATELY)



AL SERIES

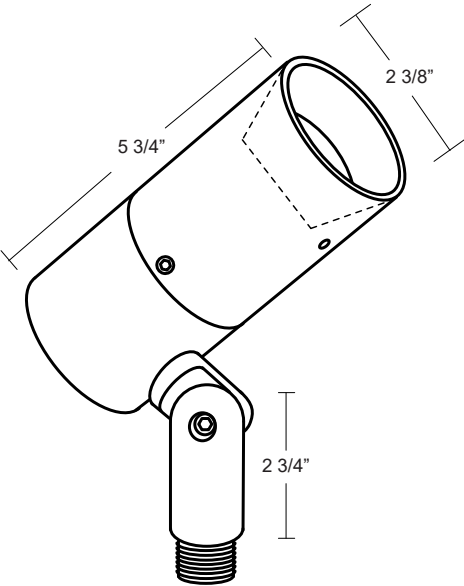


FLOOD/ACCENT LIGHT 12V 50W MR16 8W LED

AL - 2

Specification-grade landscape lighting, wet-location luminaire for up lighting or down lighting applications. Can be utilized for ground mounted, tree mounted or surface mounted installations.

- Machined 6061-T6 copper-free aluminum. Aluminum components are black anodized, then a polyester powder coat finish is applied. Seven standard TGIC powder coat finishes and clear anodized finish available.
- Remote transformer required.
- Stainless steel hardware.
- 10" 18ga. Teflon coated wire leads.
- 1" regressed cap for glare control, holds 3 lens accessories.
- Mount not included.
- Clear tempered borosilicate glass lens, glued in.
- High-temperature silicone O-ring seal used to seal the cap against the body.
- Molded silicone wire pass-thru attached to socket wire prevents wicking and water leaking into the lamp compartment.
- CSA & UL listed for wet location landscape use (UL1838).
- Warranty: 10 Years.



SPECIFICATIONS

MODEL:	AL - 2	LAMPING:	MR16 Halogen, 50W Maximum (order separately) 8W LED (order separately)	
MATERIAL:	6061-T6 Aluminum			
VOLTAGE:	12V			
WATTAGE:	50 Watt	FINISHES:	BK - Black BZ - Bronze WT - White BG - Beige	BKT - Black Texture BZT - Bronze Texture SL - Silver CA - Clear Anodized
SOCKET:	GY-6.35 Bi-pin porcelain socket rated 600V, 250°C 18 ga, Teflon® coated leads.			

ORDERING LOGIC:

MODEL	METAL	FINISH	
AL - 2	A - Aluminum	BK - Black BZ - Bronze WT - White BG - Beige	BKT - Black Texture BZT - Bronze Texture SL - Silver CA - Clear Anodized

ORDERING EXAMPLE: **AL - 2 - A - BK**

Excelsior Lighting, Inc.	PROJECT:
	TYPE:



AL - 20

MODEL AL-20 12V 75W MR16 9W LED

Lamp	MR16 Halogen, LED
Maximum Wattage	75 watt, 9 watt LED
Input Voltage	12V (remote transformer required)
Material	Machined Aluminum
Hardware	Stainless Steel
Finishes	Seven Polyester Powder Coat
Knuckle	Tapered & Positive Locking
Lens	Tempered Clear Glass, Flush lens
Cap Accessories	Holds two accessories (optional)
Mounting	1/2" NPS (order mount separately)
Socket	GY 6.35 Bi Pin Porcelain
IP Rating	66
Certification	Wet location landscape, UL1838.
Wiring	10" 18 ga Teflon Coated
Weight	2.1 lbs.
Warranty	10 Years
Dimensions	3" dia. x 7" overall
Metals	6061-T6 Aluminum



Shown in Bronze Powder Coat Finish (BZ)

ORDERING LOGIC

MODEL	AL - 20
METAL	A - Aluminum
FINISH	BK - Black BKT - Black Texture BZ - Bronze BZT - Bronze Texture WT - White SL - Silver BG - Beige CA - Clear Anodized

ORDERING EXAMPLE:

AL - 20 - A - BK

MOUNT OPTIONS (ORDER SEPARATELY)



LAMP OPTIONS (ORDER SEPARATELY)



SORAA (9W)

HEAT MANAGEMENT

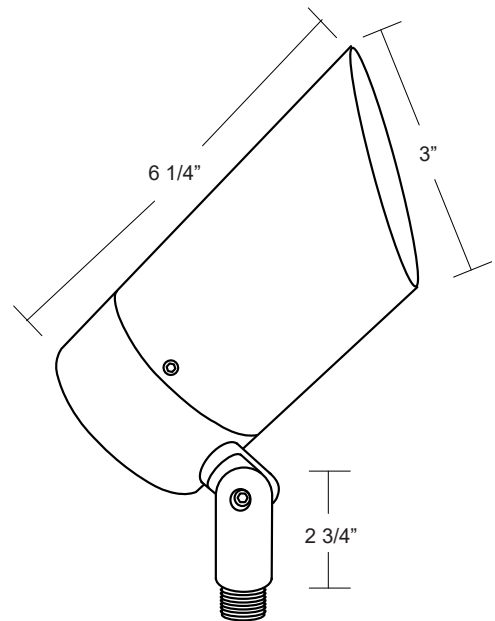
This fixture is designed to offer increased airflow and better heat transfer. This allows the 9W Soraa lamp to be used with less than 5% lumen output reduction for long-term lamp operation.

FLOOD/ACCENT LIGHT 12V 75W MR16 9W LED

AL - 20

Specification-grade landscape lighting, wet-location luminaire for up lighting or down lighting applications. Can be utilized for ground mounted, tree mounted or surface mounted installations.

- Machined 6061-T6 copper-free aluminum. Aluminum components are black anodized, then a polyester powder coat finish is applied. Seven standard TGIC powder coat finishes and clear anodized finish available.
- Remote transformer required.
- Stainless steel hardware.
- Side mount knuckle design.
- 10" 18ga. Teflon coated wire leads.
- Cap holds 3 lens accessories.
- Mount not included.
- Clear tempered borosilicate glass lens, glued in.
- High-temperature silicone O-ring seal used to seal the cap against the body.
- Molded silicone wire pass-thru attached to socket wire prevents wicking and water leaking into the lamp compartment.
- CSA & UL listed for wet location landscape use (UL1838).
- Warranty: 10 Years.



SPECIFICATIONS

MODEL:	AL - 20	LAMPING:	MR16 Halogen 75W Maximum (order separately) 9W LED (order separately)	
MATERIAL:	6061-T6 Aluminum	FINISHES:	BK - Black BZ - Bronze WT - White BG - Beige	BKT - Black Texture BZT - Bronze Texture SL - Silver CA - Clear Anodized
VOLTAGE:	12V			
WATTAGE:	75W			
SOCKET:	GY 6.35 Bi Pin porcelain socket rated 600V, 250°C 18 ga, Teflon® coated leads.			

ORDERING LOGIC:

MODEL	METAL	FINISH	
AL - 20	A - Aluminum	BK - Black BZ - Bronze WT - White BG - Beige	BKT - Black Texture BZT - Bronze Texture SL - Silver CA - Clear Anodized

ORDERING EXAMPLE: **AL - 20 - A - BZT**

Excelsior Lighting, Inc.

PROJECT:

TYPE:

FD - 5

MODEL FD-5 12V 20W MR11 3W LED

Lamp	MR11 Halogen or LED
Maximum Wattage	20 watt, 3 watt LED
Input Voltage	12V (remote transformer required)
Material	Machined Aluminum
Hardware	Stainless Steel
Finishes	Seven Polyester Powder Coat
Knuckle	Tapered & Positive Locking
Lens	Tempered Clear Glass, Flush lens
Cap Accessories	Holds Three accessories (optional)
Mounting	1/2" NPS (order mount separately)
Socket	G4 Bi Pin Porcelain
IP Rating	66
Certification	Wet location landscape, UL1838
Wiring	10" 18 ga Teflon Coated
Weight	.8 lbs.
Warranty	10 Years
Dimensions	1 3/4" dia. x 7 1/2" overall
Metals	6061-T6 Aluminum



Shown in Bronze Powder Coat Finish (BZ)

ORDERING LOGIC

MODEL	FD - 5
METAL	A - Aluminum
FINISH	BK - Black BKT - Black Texture BZ - Bronze BZT - Bronze Texture WT - White SL - Silver BG - Beige CA - Clear Anodized

ORDERING EXAMPLE:

FD - 5 - A - BK

MOUNT OPTIONS (ORDER SEPARATELY)



LAMP OPTIONS (ORDER SEPARATELY)



DAUER DAUER(MR8) BRILLIANCE

FD SERIES

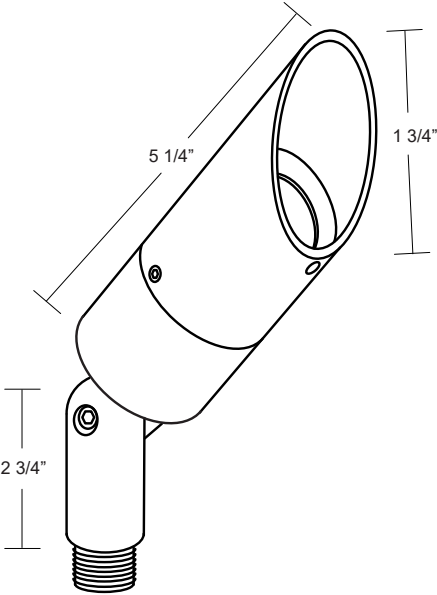


ACCENT LIGHT 12V 20W MR11 3W LED

FD - 5

Specification-grade landscape lighting, wet-location luminaire for up lighting or down lighting applications. Can be utilized for ground mounted, tree mounted or surface mounted installations.

- Machined 6061-T6 copper-free aluminum. Aluminum components are black anodized, then a polyester powder coat finish is applied. Seven standard TGIC powder coat finishes and clear anodized finish available.
- Remote transformer required.
- Stainless steel hardware.
- 10" 18ga. Teflon coated wire leads.
- 45° angled cap for glare control, holds 3 lens accessories.
- Mount not included.
- Clear tempered borosilicate glass lens, glued in.
- High-temperature silicone O-ring seal used to seal the cap against the body.
- Molded silicone wire pass-thru attached to socket wire prevents wicking and water leaking into the lamp compartment.
- CSA & UL listed for wet location landscape use (UL1838).
- Warranty: 10 Years.



SPECIFICATIONS

MODEL:	FD - 5	LAMPING:	MR11 Halogen 20W Maximum (order separately) 3W LED (order separately)	
MATERIAL:	6061-T6 Aluminum			
VOLTAGE:	12V			
WATTAGE:	20 Watt	FINISHES:	BK - Black BZ - Bronze WT - White BG - Beige	BKT - Black Texture BZT - Bronze Texture SL - Silver CA - Clear Anodized
SOCKET:	G4 Bi-pin porcelain socket rated 600V, 250°C 18 ga, Teflon® coated leads.			

ORDERING LOGIC:

MODEL	METAL	FINISH	
FD - 5	A - Aluminum	BK - Black BZ - Bronze WT - White BG - Beige	BKT - Black Texture BZT - Bronze Texture SL - Silver CA - Clear Anodized

ORDERING EXAMPLE: **FD - 5 - A - BK**

Excelsior Lighting, Inc.	PROJECT:
	TYPE:

FD - 6

MODEL FD-6 12V 20W T3 3.5W LED

Lamp	T3 Halogen or LED
Maximum Wattage	20 watt, 3.5 watt LED
Input Voltage	12V (remote transformer required)
Material	Machined Aluminum
Hardware	Stainless Steel
Finishes	Seven Polyester Powder Coat
Knuckle	Tapered & Positive Locking
Lens	Tempered Clear Glass, Flush lens
Mounting	1/2" NPS (order mount separately)
Socket	G4 Bi Pin Porcelain
IP Rating	66
Certification	Wet location landscape, UL1838
Wiring	10" 18 ga Teflon Coated
Weight	.8 lbs.
Warranty	10 Years
Dimensions	1 3/4" dia. x 6" overall
Metals	6061-T6 Aluminum



Shown in Bronze Powder Coat Finish (BZ)

ORDERING LOGIC

MODEL	FD - 6
METAL	A - Aluminum
FINISH	BK - Black BKT - Black Texture BZ - Bronze BZT - Bronze Texture WT - White SL - Silver BG - Beige CA - Clear Anodized

ORDERING EXAMPLE:

FD - 6 - A - BK

MOUNT OPTIONS (ORDER SEPARATELY)



LAMP OPTIONS (ORDER SEPARATELY)



JQ

FD SERIES

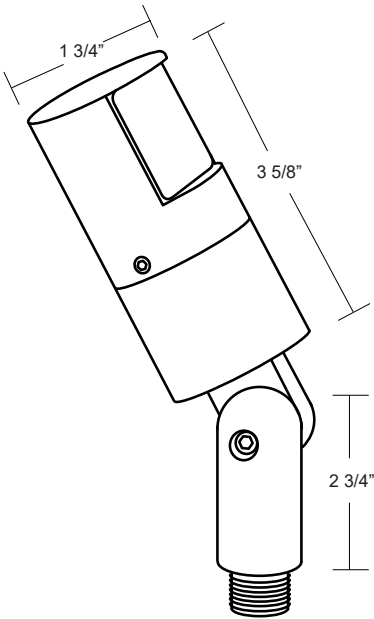


ACCENT LIGHT 12V 20W T3 3.5W LED

FD - 6

Specification-grade landscape lighting, wet-location luminaire for up lighting or down lighting applications. Can be utilized for ground mounted, tree mounted or surface mounted installations.

- Machined 6061-T6 copper-free aluminum. Aluminum components are black anodized, then a polyester powder coat finish is applied. Seven standard TGIC powder coat finishes and clear anodized finish available.
- Remote transformer required.
- Stainless steel hardware.
- 10" 18ga. Teflon coated wire leads.
- Mount not included.
- Frosted tempered borosilicate glass lens, glued in.
- High-temperature silicone O-ring seal used to seal the cap against the body.
- Molded silicone wire pass-thru attached to socket wire prevents wicking and water leaking into the lamp compartment.
- CSA & UL listed for wet location landscape use (UL1838).
- Warranty: 10 Years.



SPECIFICATIONS

MODEL:	FD - 6	LAMPING:	T3 Halogen 20W Maximum (order separately) 3.5W LED (order separately)	
MATERIAL:	6061-T6 Aluminum			
VOLTAGE:	12V			
WATTAGE:	20 Watt	FINISHES:	BK - Black BZ - Bronze WT - White BG - Beige	BKT - Black Texture BZT - Bronze Texture SL - Silver CA - Clear Anodized
SOCKET:	G4 Bi-pin porcelain socket rated 600V, 250°C 18 ga, Teflon® coated leads.			

ORDERING LOGIC:

MODEL	METAL	FINISH	
FD - 6	A - Aluminum	BK - Black BZ - Bronze WT - White BG - Beige	BKT - Black Texture BZT - Bronze Texture SL - Silver CA - Clear Anodized

ORDERING EXAMPLE: FD - 6 - A - BK

Excelsior Lighting, Inc.	PROJECT:
	TYPE:



UL - 1

MODEL UL-1 12V 35W MR16 8W LED

Lamp	MR16 Halogen or LED
Maximum Wattage	35 watt, 8 watt LED
Input Voltage	12V (remote transformer required)
Material	Machined Aluminum
Hardware	Stainless Steel
Finishes	Seven Polyester Powder Coat
Lens	Tempered Clear Glass, Flush lens
Cap Accessories	Holds three accessories (optional)
Mounting	1/2" NPS (order mount separately)
Socket	GY 6.35 Bi Pin Porcelain
IP Rating	66
Certification	Wet location landscape, UL1838.
Wiring	10" 18 ga Teflon Coated
Weight	.8 lbs.
Warranty	10 Years
Dimensions	2 3/8" dia. x 3 3/4" long
Metals	6061-T6 Aluminum



Shown in Bronze Powder Coat Finish (BZ)

■ ORDERING LOGIC

MODEL	UL - 1
METAL	A - Aluminum
FINISH	BK - Black BKT - Black Texture BZ - Bronze BZT - Bronze Texture WT - White SL - Silver BG - Beige CA - Clear Anodized

ORDERING EXAMPLE:

UL - 1 - A - BK

■ MOUNT OPTIONS (ORDER SEPARATELY)



■ LAMP OPTIONS (ORDER SEPARATELY)



■ UL SERIES

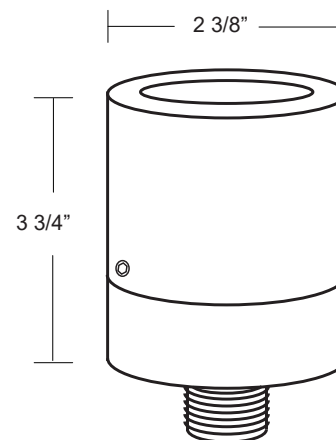


UP LIGHT 12V 35W MR16 8W LED

UL - 1

Specification-grade landscape lighting, wet-location luminaire for up lighting or down lighting applications. Can be utilized for ground mounted, tree mounted or surface mounted installations.

- Machined 6061-T6 copper-free aluminum. Aluminum components are black anodized, then a polyester powder coat finish is applied. Seven standard TGIC powder coat finishes and clear anodized finish available.
- Remote transformer required.
- Stainless steel hardware.
- 10" 18ga. Teflon coated wire leads.
- Flush lens cap, holds 3 lens accessories.
- Mount not included.
- Tempered clear glass lens, glued in.
- High-temperature silicone O-ring seal used to seal the cap against the body.
- Molded silicone wire pass-thru attached to socket wire prevents wicking and water leaking into the lamp compartment.
- CSA & UL listed for wet location landscape use (UL1838).
- Warranty: 10 Years.



SPECIFICATIONS

MODEL:	UL - 1	LAMPING:	MR16 Halogen 35W Maximum (order separately) 8W LED (order separately)	
MATERIAL:	6061-T6 Aluminum			
VOLTAGE:	12V			
WATTAGE:	35 Watt	FINISHES:	BK - Black BZ - Bronze WT - White BG - Beige	BKT - Black Texture BZT - Bronze Texture SL - Silver CA - Clear Anodized
SOCKET:	GY 6.35 Bi-pin porcelain socket rated 600V, 250°C 18 ga, Teflon® coated leads.			

ORDERING LOGIC:

MODEL	METAL	FINISH	
UL - 1	A - Aluminum	BK - Black BZ - Bronze WT - White BG - Beige	BKT - Black Texture BZT - Bronze Texture SL - Silver CA - Clear Anodized

ORDERING EXAMPLE: **UL - 1 - A - BK**

Excelsior Lighting, Inc.

PROJECT:

TYPE:

UL - 6

MODEL UL-6 12V 35W MR16 8W LED

Lamp	MR16 Halogen or LED
Maximum Wattage	35 watt, 8 watt LED
Input Voltage	12V (remote transformer required)
Material	Machined Aluminum
Hardware	Stainless Steel
Finishes	Seven Polyester Powder Coat
Lens	Tempered Clear Glass, Flush lens
Cap Accessories	Holds three accessories (optional)
Mounting	1/2" NPS (order mount separately)
Socket	GY 6.35 Bi Pin Porcelain
IP Rating	66
Certification	Wet location landscape, UL1838.
Wiring	10" 18 ga Teflon Coated
Weight	.8 lbs.
Warranty	10 Years
Dimensions	2 3/8" dia. x 4 3/4" long
Metals	6061-T6 Aluminum



Shown in Bronze Powder Coat Finish (BZ)

ORDERING LOGIC

MODEL	UL - 6
METAL	A - Aluminum
FINISH	BK - Black BKT - Black Texture BZ - Bronze BZT - Bronze Texture WT - White SL - Silver BG - Beige CA - Clear Anodized

ORDERING EXAMPLE:

UL - 6 - A - BK

MOUNT OPTIONS (ORDER SEPARATELY)



LAMP OPTIONS (ORDER SEPARATELY)



UL SERIES

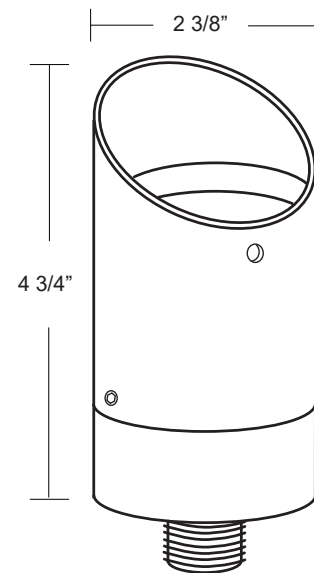


UP LIGHT 12V 35W MR16 8W LED

UL - 6

Specification-grade landscape lighting, wet-location luminaire for up lighting or down lighting applications. Can be utilized for ground mounted, tree mounted or surface mounted installations.

- Machined 6061-T6 copper-free aluminum. Aluminum components are black anodized, then a polyester powder coat finish is applied. Seven standard TGIC powder coat finishes and clear anodized finish available.
- Remote transformer required.
- Stainless steel hardware.
- 10" 18ga. Teflon coated wire leads.
- 30° angled lens cap, holds 3 lens accessories.
- Mount not included.
- Tempered clear glass lens, glued in.
- High-temperature silicone O-ring seal used to seal the cap against the body.
- Molded silicone wire pass-thru attached to socket wire prevents wicking and water leaking into the lamp compartment.
- CSA & UL listed for wet location landscape use (UL1838).
- Warranty: 10 Years.



SPECIFICATIONS

MODEL:	UL - 6	LAMPING:	MR16 Halogen 35W Maximum (order separately) 8W LED (order separately)	
MATERIAL:	6061-T6 Aluminum			
VOLTAGE:	12V			
WATTAGE:	35 Watt	FINISHES:	BK - Black BZ - Bronze WT - White BG - Beige	BKT - Black Texture BZT - Bronze Texture SL - Silver CA - Clear Anodized
SOCKET:	GY 6.35 Bi-pin porcelain socket rated 600V, 250°C 18 ga, Teflon® coated leads.			

ORDERING LOGIC:

MODEL	METAL	FINISH	
UL - 6	A - Aluminum	BK - Black BZ - Bronze WT - White BG - Beige	BKT - Black Texture BZT - Bronze Texture SL - Silver CA - Clear Anodized

ORDERING EXAMPLE: **UL - 6 - A - BK**

Excelsior Lighting, Inc.

PROJECT:

TYPE:

UD - 2

MODEL UD-2 12V 20W MR11 2W LED

Lamp	MR11 Halogen or LED
Maximum Wattage	20 watt, 2 watt LED
Input Voltage	12V (remote transformer required)
Material	Machined Aluminum
Hardware	Stainless Steel
Finishes	Seven Polyester Powder Coat
Lens	Tempered Clear Glass
Cap Accessories	Holds three accessories (optional)
Mounting	1/2" NPS (order mount separately)
Socket	G4 Bi Pin Porcelain
IP Rating	66
Certification	Wet location landscape, UL1838.
Wiring	10" 18 ga Teflon Coated
Weight	.4 lbs.
Warranty	10 Years
Dimensions	1 5/8" dia. x 3 1/2" overall
Metals	6061-T6 Aluminum



Shown in Bronze Powder Coat Finish (BZ)

ORDERING LOGIC

MODEL	UD - 2
METAL	A - Aluminum
FINISH	BK - Black BKT - Black Texture BZ - Bronze BZT - Bronze Texture WT - White SL - Silver BG - Beige CA - Clear Anodized

ORDERING EXAMPLE:

UD - 2 - A - BK

MOUNT OPTIONS (ORDER SEPARATELY)



LAMP OPTIONS (ORDER SEPARATELY)



UD SERIES

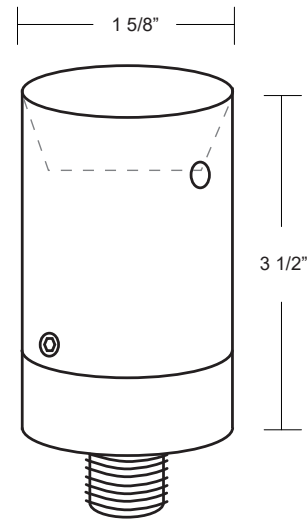


UP LIGHT 12V 20W MR11 2W LED

UD - 2

Specification-grade landscape lighting, wet-location luminaire for up lighting applications.

- Machined 6061-T6 copper-free aluminum. Aluminum components are black anodized, then a polyester powder coat finish is applied. Seven standard TGIC powder coat finishes and clear anodized finish available.
- Remote transformer required.
- Stainless steel hardware.
- 10" 18ga. Teflon coated wire leads.
- Regress lens cap, holds 3 lens accessories.
- Mount not included.
- Tempered clear glass lens, glued in.
- High-temperature silicone O-ring seal used to seal the cap against the body.
- Molded silicone wire pass-thru attached to socket wire prevents wicking and water leaking into the lamp compartment.
- CSA & UL listed for wet location landscape use (UL1838).
- Warranty: 10 Years.



SPECIFICATIONS

MODEL:	UD - 2	LAMPING:	MR11 Halogen 20W Maximum (order separately) 2W LED (order separately)
MATERIAL:	6061-T6 Aluminum		
VOLTAGE:	12V		
WATTAGE:	20 Watt	FINISHES:	BK - Black BKT - Black Texture BZ - Bronze BZT - Bronze Texture WT - White SL - Silver BG - Beige CA - Clear Anodized
SOCKET:	G4 Bi-pin porcelain socket rated 600V, 250°C 18 ga, Teflon® coated leads.		

ORDERING LOGIC:

MODEL	METAL	FINISH	
UD - 2	A - Aluminum	BK - Black	BKT - Black Texture
		BZ - Bronze	BZT - Bronze Texture
		WT - White	SL - Silver
		BG - Beige	CA - Clear Anodized

ORDERING EXAMPLE: **UD - 2 - A - BK**

Excelsior Lighting, Inc.

PROJECT:

TYPE:

UD - 5

MODEL UD-5 12V 20W MR11 2W LED

Lamp	MR11 Halogen or LED
Maximum Wattage	20 watt, 2 watt LED
Input Voltage	12V (remote transformer required)
Material	Machined Aluminum
Hardware	Stainless Steel
Finishes	Seven Polyester Powder Coat
Lens	Tempered Clear Glass
Cap Accessories	Holds three accessories (optional)
Mounting	1/2" NPS (order mount separately)
Socket	G4 Bi Pin Porcelain
IP Rating	66
Certification	Wet location landscape, UL1838.
Wiring	10" 18 ga Teflon Coated
Weight	.4 lbs.
Warranty	10 Years
Dimensions	1 5/8" dia. x 4" overall
Metals	6061-T6 Aluminum



Shown in Bronze Powder Coat Finish (BZ)

ORDERING LOGIC

MODEL	UD - 5
METAL	A - Aluminum
FINISH	BK - Black BKT - Black Texture BZ - Bronze BZT - Bronze Texture WT - White SL - Silver BG - Beige CA - Clear Anodized

ORDERING EXAMPLE:

UD - 5 - A - BK

MOUNT OPTIONS (ORDER SEPARATELY)



LAMP OPTIONS (ORDER SEPARATELY)



DAUER DAUER(MR8) BRILLIANCE

UD SERIES



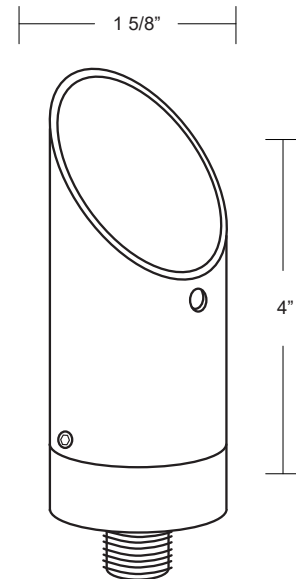
UD-1 UD-2 UD-3 UD-4 UD-5

UP LIGHT 12V 20W MR11 2W LED

UD - 5

Specification-grade landscape lighting, wet-location luminaire for up lighting applications.

- Machined 6061-T6 copper-free aluminum. Aluminum components are black anodized, then a polyester powder coat finish is applied. Seven standard TGIC powder coat finishes and clear anodized finish available.
- Remote transformer required.
- Stainless steel hardware.
- 10" 18ga. Teflon coated wire leads.
- Short 30° angled lens cap, holds 3 lens accessories.
- Mount not included.
- Tempered clear glass lens, glued in.
- High-temperature silicone O-ring seal used to seal the cap against the body.
- Molded silicone wire pass-thru attached to socket wire prevents wicking and water leaking into the lamp compartment.
- CSA & UL listed for wet location landscape use (UL1838).
- Warranty: 10 Years.



SPECIFICATIONS

MODEL:	UD - 5	LAMPING:	MR11 Halogen 20W Maximum (order separately) 2W LED (order separately)
MATERIAL:	6061-T6 Aluminum		
VOLTAGE:	12V		
WATTAGE:	20 Watt	FINISHES:	BK - Black BKT - Black Texture BZ - Bronze BZT - Bronze Texture WT - White SL - Silver BG - Beige CA - Clear Anodized
SOCKET:	G4 Bi-pin porcelain socket rated 600V, 250°C 18 ga, Teflon® coated leads.		

ORDERING LOGIC:

MODEL	METAL	FINISH	
UD - 5	A - Aluminum	BK - Black BZ - Bronze WT - White BG - Beige	BKT - Black Texture BZT - Bronze Texture SL - Silver CA - Clear Anodized

ORDERING EXAMPLE: **UD - 5 - A - BK**

Excelsior Lighting, Inc.

PROJECT:

TYPE:

RL-1

MODEL RL-1 12V 50W MR16 8W LED

Lamp	MR16 Halogen or LED
Maximum Wattage	50 watt, 8 watt LED
Input Voltage	12V (remote transformer required)
Material	Machined Aluminum
Hardware	Stainless Steel
Finishes	Seven Polyester Powder Coat
Lens	Tempered Clear Glass
Cap Accessories	Holds two accessories (optional)
Mounting	Brass 1 inch loop
Socket	GY 6.35 Bi Pin Porcelain
IP Rating	66
Certification	Wet location landscape, UL1838.
Wiring	12" 18 ga shrink tube covered, black
Weight	.10 lbs.
Warranty	10 Years
Dimensions	2 3/8" dia. x 4 3/4" long
Metals	6061-T6 Aluminum



Shown in Bronze Powder Coat Finish (BZ)

ORDERING LOGIC

MODEL	RL - 1
METAL	A - Aluminum
CABLE	0 - None 5 - 5 ft 10 - 10 ft 15 - 15 ft 20 - 20 ft 25 - 25 ft 30 - 30 ft
FINISH	BK - Black BKT - Black Texture BZ - Bronze BZT - Bronze Texture WT - White SL - Silver BG - Beige CA - Clear Anodized

ORDERING EXAMPLE:

RL - 1 - A - 0 - BK

LAMP OPTIONS (ORDER SEPARATELY)



SORAA



DAUER



BRILLIANCE

STAINLESS STEEL CABLE



We can provide 1/16" stainless steel cable with hardware if needed. We off lengths from 5'-30' in five foot increments.

RL SERIES



RL-1



RL-2



RL-3



RL-4



DL-1



DL-2



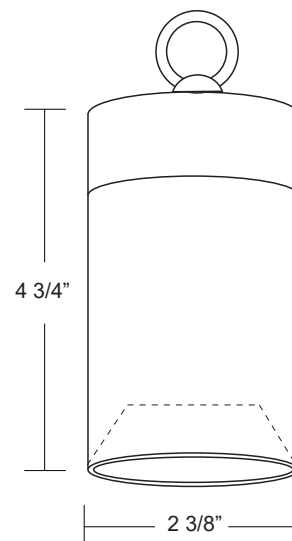
DL-5

DOWN LIGHT 12V 50W MR16 8W LED

RL - 1

Specification-grade landscape lighting, wet-location luminaire for down lighting applications. Can be utilized for pergola or tree-mounted installations.

- Machined 6061-T6 copper-free aluminum. Aluminum components are black anodized, then a polyester powder coat finish is applied. Seven standard TGIC powder coat finishes and clear anodized finish available.
- Remote transformer required.
- Stainless steel hardware.
- 12" 18 ga. shrink tube covered, black wire leads.
- 3/4" regressed cap for glare control, hold 2 lens accessories.
- Clear tempered borosilicate glass lens, glued in.
- 1" brass loop for mounting.
- High-temperature silicone O-ring seal used to seal the cap against the body.
- Molded silicone wire pass-thru attached to socket wire prevents wicking and water leaking into the lamp compartment.
- CSA & UL listed for wet location landscape use (UL1838).
- Warranty: 10 Years.



SPECIFICATIONS

MODEL:	RL - 1	LAMPING:	MR16 Halogen 50W Maximum (order separately) 8W LED (order separately)	
MATERIAL:	6061-T6 Aluminum			
VOLTAGE:	12V			
WATTAGE:	50 Watt	FINISHES:	BK - Black BZ - Bronze WT - White BG - Beige	BKT - Black Texture BZT - Bronze Texture SL - Silver CA - Clear Anodized
SOCKET:	GY 6.35 Bi-pin porcelain socket rated 600V, 250°C 18 ga, Teflon® coated leads.			

ORDERING LOGIC:

MODEL	METAL	CABLE		FINISH	
RL - 1	A - Aluminum	0 - None	20 - 20 ft	BK - Black	BKT - Black Texture
		5 - 5 ft	25 - 25 ft	BZ - Bronze	BZT - Bronze Texture
		10 - 10 ft	30 - 30 ft	WT - White	SL - Silver
		15 - 15 ft		BG - Beige	CA - Clear Anodized

ORDERING EXAMPLE: **RL - 1 - A - 0 - BK**

Excelsior Lighting, Inc.

PROJECT:

TYPE:

RL - 2**MODEL RL-2 12V 50W MR16 8W LED**

Lamp	MR16 Halogen or LED
Maximum Wattage	50 watt, 8 watt LED
Input Voltage	12V (remote transformer required)
Material	Machined Aluminum
Hardware	Stainless Steel
Finishes	Seven Polyester Powder Coat
Lens	Frosted acrylic liner/Clear glass lens
Mounting	Brass 1 inch loop
Socket	GY 6.35 Bi Pin Porcelain
IP Rating	66
Certification	Wet location landscape, UL1838.
Wiring	12" 18 ga shrink tube covered, black
Weight	1.5 lbs.
Warranty	10 Years
Dimensions	2 3/8" dia. x 10" overall
Metals	6061-T6 Aluminum



Shown in Bronze Powder Coat Finish (BZ)

■ ORDERING LOGIC

MODEL	RL - 2
METAL	A - Aluminum
BOTTOM LENS	0 - None 1 - Frosted lens glued in
CABLE	0 - None 5 - 5 ft 10 - 10 ft 15 - 15 ft 20 - 20 ft 25 - 25 ft 30 - 30 ft
FINISH	BK - Black BZ - Bronze WT - White BG - Beige BKT - Black Texture BZT - Bronze Texture SL - Silver CA - Clear Anodized

ORDERING EXAMPLE:

RL - 2 - A - 1 - 0 - BK

■ LAMP OPTIONS (ORDER SEPARATELY)



SORAA



DAUER



BRILLIANCE

■ STAINLESS STEEL CABLE



We can provide 1/16" stainless steel cable with hardware if needed. We offer lengths from 5'-30' in five foot increments.

■ RL SERIES



RL-1

RL-2

RL-3

RL-4

DL-1

DL-2

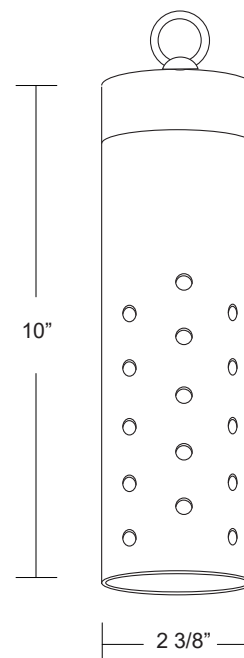
DL-5

DOWN LIGHT 12V 50W MR16 8W LED

RL - 2

Specification-grade landscape lighting, wet-location luminaire for down lighting applications. Can be utilized for pergola or tree-mounted installations.

- Machined 6061-T6 copper-free aluminum. Aluminum components are black anodized, then a polyester powder coat finish is applied. Seven standard TGIC powder coat finishes and clear anodized finish available.
- Remote transformer required.
- Stainless steel hardware.
- 12" 18 ga. shrink tube covered, black wire leads.
- Frosted acrylic liner.
- Optional frosted lens glued in at the bottom of fixture.
- 1" brass loop for mounting.
- High-temperature silicone O-ring seal used to seal the cap against the body.
- Molded silicone wire pass-thru attached to socket wire prevents wicking and water leaking into the lamp compartment.
- CSA & UL listed for wet location landscape use (UL1838).
- Warranty: 10 Years.



SPECIFICATIONS

MODEL:	RL - 2	LAMPING:	MR16 Halogen 50W Maximum (order separately) 8W LED (order separately)	
MATERIAL:	6061-T6 Aluminum			
VOLTAGE:	12V			
WATTAGE:	50 Watt	FINISHES:	BK - Black BZ - Bronze WT - White BG - Beige	BKT - Black Texture BZT - Bronze Texture SL - Silver CA - Clear Anodized
SOCKET:	GY 6.35 Bi-pin porcelain socket rated 600V, 250°C 18 ga, Teflon® coated leads.			

ORDERING LOGIC:

MODEL	METAL	BOTTOM LENS	CABLE	FINISH
RL - 1	A - Aluminum	0 - None	0 - None	20 - 20 ft
		1 - Frosted Lens	5 - 5 ft	25 - 25 ft
			10 - 10 ft	30 - 30 ft
			15 - 15 ft	
				BK - Black BZ - Bronze WT - White BG - Beige
				BKT - Black Texture BZT - Bronze Texture SL - Silver CA - Clear Anodized

ORDERING EXAMPLE: **RL - 2 - A - 1 - 0 - BK**

Excelsior Lighting, Inc.

PROJECT:

TYPE:

RL - 3

MODEL RL-3 12V 20W MR11 3W LED

Lamp	MR11 Halogen or LED
Maximum Wattage	20 watt, 3 watt LED
Input Voltage	12V (remote transformer required)
Material	Machined Aluminum
Hardware	Stainless Steel
Finishes	Seven Polyester Powder Coat
Lens	Tempered Clear Glass
Cap Accessories	Holds two accessories (optional)
Mounting	Brass 1 inch loop
Socket	G4 Bi Pin Porcelain
IP Rating	66
Certification	Wet location landscape, UL1838.
Wiring	12" 18 ga shrink tube covered, black
Weight	.5 lbs.
Warranty	10 Years
Dimensions	1 3/4" dia. x 5 1/2" overall
Metals	6061-T6 Aluminum



Shown in Bronze Powder Coat Finish (BZ)

ORDERING LOGIC

MODEL	RL - 3
METAL	A - Aluminum
CABLE	0 - None 5 - 5 ft 10 - 10 ft 15 - 15 ft
FINISH	BK - Black BZ - Bronze WT - White BG - Beige
	BKT - Black Texture BZT - Bronze Texture SL - Silver CA - Clear Anodized

ORDERING EXAMPLE:

RL - 3 - A - 0 - BK

LAMP OPTIONS (ORDER SEPARATELY)



DAUER DAUER(MR8) BRILLIANCE

STAINLESS STEEL CABLE



We can provide 1/16" stainless steel cable with hardware if needed. We off lengths from 5'-30' in five foot increments.

RL SERIES



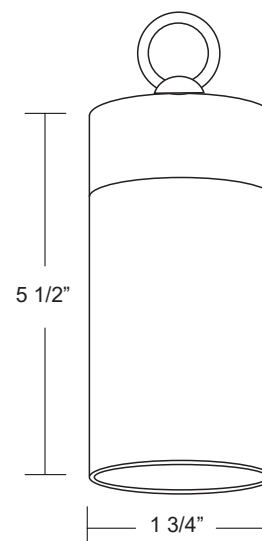
RL-1 RL-2 RL-3 RL-4 DL-1 DL-2 DL-5

DOWN LIGHT 12V 20W MR11 3W LED

RL - 3

Specification-grade landscape lighting, wet-location luminaire for down lighting applications. Can be utilized for pergola or tree-mounted installations.

- Machined 6061-T6 copper-free aluminum. Aluminum components are black anodized, then a polyester powder coat finish is applied. Seven standard TGIC powder coat finishes and clear anodized finish available.
- Remote transformer required.
- Stainless steel hardware.
- 12" 18 ga. shrink tube covered, black wire leads.
- Cap holds 2 lens accessories.
- Clear tempered borosilicate glass lens, glued in.
- 1" brass loop for mounting.
- High-temperature silicone O-ring seal used to seal the cap against the body.
- Molded silicone wire pass-thru attached to socket wire prevents wicking and water leaking into the lamp compartment.
- CSA & UL listed for wet location landscape use (UL1838).
- Warranty: 10 Years.



SPECIFICATIONS

MODEL:	RL - 3	LAMPING:	MR11 Halogen 20W Maximum (order separately) 3W LED (order separately)	
MATERIAL:	6061-T6 Aluminum			
VOLTAGE:	12V			
WATTAGE:	20 Watt	FINISHES:	BK - Black BZ - Bronze WT - White BG - Beige	BKT - Black Texture BZT - Bronze Texture SL - Silver CA - Clear Anodized
SOCKET:	G4 Bi-pin porcelain socket rated 600V, 250°C 18 ga, Teflon® coated leads.			

ORDERING LOGIC:

MODEL	METAL	CABLE		FINISH	
RL - 3	A - Aluminum	0 - None	20 - 20 ft	BK - Black	BKT - Black Texture
		5 - 5 ft	25 - 25 ft	BZ - Bronze	BZT - Bronze Texture
		10 - 10 ft	30 - 30 ft	WT - White	SL - Silver
		15 - 15 ft		BG - Beige	CA - Clear Anodized

ORDERING EXAMPLE: **RL - 3 - A - 0 - BK**

Excelsior Lighting, Inc.

PROJECT:

TYPE:

DL - 5**MODEL DL-5 12V 35W T4 3.5W LED**

Lamp	T4 Halogen or LED
Maximum Wattage	35 watt, 3.5 watt LED
Input Voltage	12V (remote transformer required)
Material	Aluminum
Hardware	Stainless Steel
Finishes	Seven Polyester Powder Coat
Lens	Frosted Acrylic
Mounting	1/2" NPS Thread
Socket	GY 6.35 Bi Pin Porcelain
IP Rating	66
Certification	Wet location landscape, UL1838.
Wiring	6 ft. 16/2 low voltage cable
Weight	.8 lbs.
Warranty	10 Years
Dimensions	4" x 1 3/4" x 1 1/4"
Metals	Aluminum



Shown in Bronze Texture Powder Coat Finish (BZT)


■ ORDERING LOGIC

MODEL	DL - 5
METAL	A - Aluminum
MOUNT	1 - Bracket 2 - Threaded
FINISH	BK - Black BKT - Black Texture BZ - Bronze BZT - Bronze Texture WT - White SL - Silver BG - Beige CA - Clear Anodized


ORDERING EXAMPLE:

DL - 5 - A - 1 - BK

■ LAMP OPTIONS (ORDER SEPARATELY)



■ MOUNTING BRACKET



■ RL SERIES

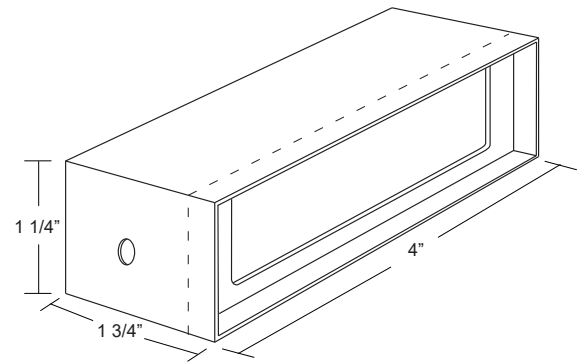


DOWN LIGHT/WASH LIGHT 12V 35W T4 3.5W LED

DL - 5

Specification-grade landscape lighting, wet-location luminaire for down lighting or wash lighting applications.

- Machined aluminum. Aluminum components are black anodized, then a polyester powder coat finish is applied. Seven standard TGIC powder coat finishes and clear anodized finish available.
- Remote transformer required.
- Stainless steel hardware.
- 10" wire leads, 18 ga.
- Available with bracket or threaded mount.
- Frosted, tempered glass lens.
- High-temperature silicone O-ring seal used to seal the cap against the body.
- CSA & UL listed for wet location landscape use (UL1838).
- Warranty: 10 Years.



SPECIFICATIONS

MODEL:	DL - 5	LAMPING:	T4 Halogen 35W Maximum (order separately) 3.5W LED (order separately)
MATERIAL:	Aluminum		
VOLTAGE:	12V		
WATTAGE:	35 Watt	FINISHES:	BK - Black BKT - Black Texture BZ - Bronze BZT - Bronze Texture WT - White SL - Silver BG - Beige CA - Clear Anodized
SOCKET:	GY 6.35 Bi-pin porcelain socket rated 600V, 250°C 18 ga, Teflon® coated leads.		

ORDERING LOGIC:

MODEL	METAL	MOUNT	FINISH
DL - 5	A - Aluminum	1 - Bracket 2 - Threaded	BK - Black BKT - Black Texture BZ - Bronze BZT - Bronze Texture WT - White SL - Silver BG - Beige CA - Clear Anodized

ORDERING EXAMPLE: **DL - 5 - A - 1 - BZ**

Excelsior Lighting, Inc.


PROJECT:

TYPE:

PL-1

MODEL PL-1 12V 35W T4 5W LED

Lamp	T4 Halogen or LED
Maximum Wattage	35 watt, 5 watt LED (order separately)
Input Voltage	12V (remote transformer required)
Material	Machined Aluminum, Brass or Copper
Hardware	Stainless Steel
Finishes	Seven Polyester Powder Coat
Lens	Tempered Frosted or Clear Glass
Mounting	1/2" NPS (order mount separately)
Stem Length	6", 9", 12", 18", 24", 30", 36"
IP Rating	66
Certification	Wet location landscape, UL1838.
Wiring	6 ft. 16/2 low voltage cable
Weight	Aluminum: 1.6 lbs. Brass/Copper: 6.5 lbs.
Warranty	Aluminum: 10 Years Brass/Copper: 25 Years
Dimensions	6 3/4" dia. shade, 1" dia. stem
Metals	6061-T6 Aluminum, C36000 Brass or Copper



Shown in Bronze Powder Coat Finish (BZ)

ORDERING LOGIC

MODEL	PL - 1	
METAL	A - Aluminum B - Brass	C - Copper
LENS	F - Frosted	C - Clear
SHADE TOP	S - Standard D - Dome	T - Tall C - Cone
STEM	0 - None 6 - 6" 9 - 9" 12 - 12"	18 - 18" 24 - 24" 30 - 30" 36 - 36"
FINISH	BK - Black BZ - Bronze WT - White BG - Beige NT - Natural	BKT - Black Texture BZT - Bronze Texture SL - Silver CA - Clear Anodized DB - Dark Brass


ORDERING EXAMPLE:

PL - 1 - A - F - D - 12 - BZT

MOUNT OPTIONS (ORDER SEPARATELY)



LAMP OPTIONS (ORDER SEPARATELY)



SHADE TOP STYLES



PL SERIES

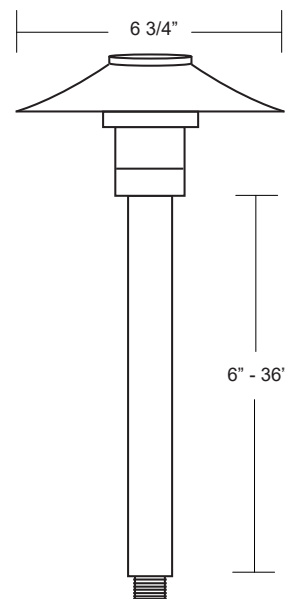


PATH LIGHT 12V 35W T4 5W LED

PL - 1

Specification-grade landscape lighting, wet-location luminaire for path or garden lighting applications.

- Machined 6061-T6 copper-free aluminum. Aluminum components are black anodized, then a polyester powder coat finish is applied. Seven standard TGIC powder coat finishes and clear anodized finish available.
- Machined brass or copper available in two finishes.
- Remote transformer required.
- Stainless steel hardware.
- 6 feet 16/2 low voltage cable supplied.
- Shade diameter of 6 3/4"
- Stem lengths of 6" - 36" available. Mount not included.
- Frosted or Clear tempered, borosilicate glass lens, glued in.
- High-temperature silicone O-ring seal used to seal the cap against the body.
- Molded silicone wire pass-thru attached to socket wire prevents wicking and water leaking into the lamp compartment.
- CSA & UL listed for wet location landscape use (UL1838).
- Warranty: Aluminum: 10 Years Brass/Copper: 25 Years



SPECIFICATIONS

MODEL:	PL - 1	LAMPING:	T4 Halogen 35W Maximum (order separately) 5W LED (order separately)	
MATERIAL:	Machined Aluminum, Brass or Copper	FINISHES:	BK - Black BZ - Bronze WT - White BG - Beige NT - Natural	BKT - Black Texture BZT - Bronze Texture SL - Silver CA - Clear Anodized DB - Dark Brass
VOLTAGE:	12V			
WATTAGE:	35W			
SOCKET:	GY-6.35 Bi-pin porcelain socket rated 600V, 250°C 18 ga, Teflon® coated leads.			

ORDERING LOGIC:

MODEL	METAL	LENS	SHADE TOP	STEM LENGTH		FINISH	
PL - 1	A - Aluminum	F - Frosted	S - Standard	6 - 6"	24 - 24"	BK - Black	BKT - Black Texture
	B - Brass	C - Clear	T - Tall	9 - 9"	30 - 30"	BZ - Bronze	BZT - Bronze Texture
	C - Copper		D - Dome	12 - 12"	36 - 36"	WT - White	SL - Silver
			C - Cone	18 - 18"		BG - Beige	CA - Clear Anodized
						NT - Natural	DB - Dark Brass

ORDERING EXAMPLE: **PL - 1 - A - F - D - 12 - BZT**

Excelsior Lighting, Inc.

PROJECT:

TYPE:

PL-21

MODEL PL-21 12V 35W T4 5W LED

Lamp	T4 Halogen or LED
Maximum Wattage	35 watt, 5 watt LED (order separately)
Input Voltage	12V (remote transformer required)
Material	Machined Aluminum or Brass
Hardware	Stainless Steel
Finishes	Seven Polyester Powder Coat, Two Brass
Lens	Tempered Frosted or Clear Glass
Mounting	1/2" NPS (order mount separately)
Stem Length	3", 6", 9", 12", 18"
Socket	GY 6.35 Bi Pin Porcelain
IP Rating	66
Certification	Wet location landscape, UL1838.
Wiring	6 ft. 16/2 low voltage cable
Weight	Aluminum: 1.5 lbs. Brass/Copper: 6.5 lbs.
Warranty	Aluminum: 10 Years Brass/Copper: 25 Years
Dimensions	2 1/8" dia. top, 1" dia. stem
Metals	6061-T6 Aluminum or C36000 Brass



Shown in Bronze Powder Coat Finish (BZ)

ORDERING LOGIC

MODEL	PL - 21	
METAL	A - Aluminum	B - Brass
LENS	F - Frosted	C - Clear
SHADE TOP	S - Standard D - Dome	T - Tall C - Cone
STEM	0 - None 3 - 3" 6 - 6"	9 - 9" 12 - 12" 18 - 18"
FINISH	BK - Black BZ - Bronze WT - White BG - Beige NT - Natural	BKT - Black Texture BZT - Bronze Texture SL - Silver CA - Clear Anodized DB - Dark Brass


ORDERING EXAMPLE:

PL - 21 - A - F - S - 6 - BK

MOUNT OPTIONS (ORDER SEPARATELY)



LAMP OPTIONS (ORDER SEPARATELY)



SHADE TOP STYLES

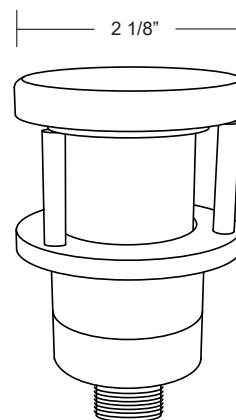


PL SERIES



Specification-grade landscape lighting, wet-location luminaire for path or garden lighting applications.

- Machined 6061-T6 copper-free aluminum. Aluminum components are black anodized, then a polyester powder coat finish is applied. Seven standard TGIC powder coat finishes and clear anodized finish available.
- Machined brass available in two finishes.
- Remote transformer required.
- Stainless steel hardware.
- 6 feet 16/2 low voltage cable supplied.
- Stem lengths of 3" - 18" available. Mount not included.
- Frosted or Clear tempered, borosilicate glass lens, glued in.
- High-temperature silicone O-ring seal used to seal the cap against the body.
- Molded silicone wire pass-thru attached to socket wire prevents wicking and water leaking into the lamp compartment.
- CSA & UL listed for wet location landscape use (UL1838).
- Warranty: Aluminum: 10 Years Brass: 25 Years



SPECIFICATIONS

MODEL:	PL - 21	LAMPING:	T4 Halogen 35W Maximum (order separately) 5W LED (order separately)
MATERIAL:	Machined Aluminum or Brass	FINISHES:	BK - Black BZ - Bronze WT - White BG - Beige NT - Natural BKT - Black Texture BZT - Bronze Texture SL - Silver CA - Clear Anodized DB - Dark Brass
VOLTAGE:	12V		
WATTAGE:	35W		
SOCKET:	GY-6.35 Bi-pin porcelain socket rated 600V, 250°C 18 ga, Teflon® coated leads.		

ORDERING LOGIC:

MODEL	METAL	LENS	SHADE TOP	STEM LENGTH	FINISH
PL - 21	A - Aluminum B - Brass	F - Frosted C - Clear	S - Standard T - Tall D - Dome C - Cone	0 - None 9 - 9" 3 - 3" 12 - 12" 6 - 6" 18 - 18"	BK - Black BZ - Bronze WT - White BG - Beige NT - Natural BKT - Black Texture BZT - Bronze Texture SL - Silver CA - Clear Anodized DB - Dark Brass

ORDERING EXAMPLE: **PL - 21 - A - F - S - 12 - BZT**

Excelsior Lighting, Inc.

PROJECT:

TYPE:

PL - 9

MODEL PL-9 12V 35W T4 2.5W LED

Lamp	T4 Halogen or LED
Maximum Wattage	35 watt, 2.5 watt LED (order separately)
Input Voltage	12V (remote transformer required)
Material	Extruded Bronze & Machined Brass
Hardware	Stainless Steel
Finishes	Natural or Dark Bronze
Lens	Tempered Frosted Glass
Mounting	1/2" NPS (order mount separately)
Height	9", 12" or 18"
Socket	GY 6.35 Bi Pin Porcelain
IP Rating	66
Certification	Wet location landscape, UL1838.
Wiring	6 ft. 16/2 low voltage cable
Weight	2.2 lbs.
Warranty	25 Years
Dimensions	1" x 1" Square
Metals	Architectural Bronze



Shown in Dark Bronze (DB)

ORDERING LOGIC

MODEL	PL - 9
METAL	B - Bronze
HEIGHT	9 - 9" 12 - 12" 18 - 18"
FINISH	NT - Natural DB - Dark Bronze

ORDERING EXAMPLE:

PL - 9- B - 18 - DB

MOUNT OPTIONS (ORDER SEPARATELY)



LAMP OPTIONS (ORDER SEPARATELY)



JQ

PL SERIES

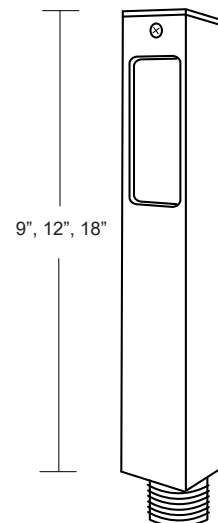


PATH LIGHT 12V 35W T4 2.5W LED

PL - 9

Specification-grade landscape lighting, wet-location luminaire for path or garden lighting applications.

- Extruded bronze and machined brass.
- Available in natural or dark bronze finishes.
- Remote transformer required.
- Stainless steel hardware.
- 6 feet 16/2 low voltage cable supplied.
- Available in 9", 12" or 18" height. Mount not included.
- Frosted tempered, borosilicate glass lens, glued in.
- High-temperature silicone O-ring seal used to seal the cap against the body.
- CSA & UL listed for wet location landscape use (UL1838).
- Warranty: Aluminum: 10 Years.



SPECIFICATIONS

MODEL:	PL - 9	LAMPING:	T4 Halogen 35W Maximum (order separately) 2.5W LED (order separately)
MATERIAL:	Machined Aluminum	FINISHES:	NT - Natural DB - Dark Bronze
VOLTAGE:	12V		
WATTAGE:	35W		
SOCKET:	GY-6.35 Bi-pin porcelain socket rated 600V, 250°C 18 ga, Teflon® coated leads.		

ORDERING LOGIC:

MODEL	METAL	HEIGHT	FINISH
PL - 9	B - Bronze	9 - 9" 12 - 12" 18 - 18"	NT - Natural DB - Dark Bronze

ORDERING EXAMPLE: **PL - 9 - B - 12 - DB**

Excelsior Lighting, Inc.

PROJECT:

TYPE:

PL - 10**MODEL PL-10 12V 35W T4 2.5W LED**

Lamp	T4 Halogen or LED
Maximum Wattage	35 watt, 2.5 watt LED (order separately)
Input Voltage	12V (remote transformer required)
Material	Extruded Bronze & Machined Brass
Hardware	Stainless Steel
Finishes	Natural or Dark Bronze
Lens	Tempered Frosted Glass
Mounting	1/2" NPS (order mount separately)
Height	12" or 20"
Socket	GY 6.35 Bi Pin Porcelain
IP Rating	66
Certification	Wet location landscape, UL1838.
Wiring	6 ft. 16/2 low voltage cable
Weight	2.6 lbs. 12" 3.4 lbs. 20"
Warranty	25 Years
Dimensions	1" x 1" tube, 20" H x 7" L
Metals	Architectural Bronze



Shown in Dark Bronze (DB)

■ ORDERING LOGIC

MODEL	PL -10
METAL	B - Bronze
HEIGHT	12 - 12" 20 - 20"
FINISH	NT - Natural DB - Dark Bronze

ORDERING EXAMPLE:

PL - 10 - B - 20 - DB

■ MOUNT OPTIONS (ORDER SEPARATELY)



MT-45

MT-6

MT-7

MT-8

■ LAMP OPTIONS (ORDER SEPARATELY)



JQ

■ PL SERIES



PL-9

PL-10

PL-15

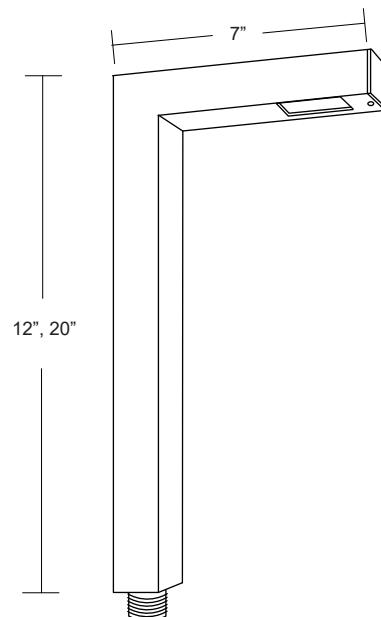
PL-16

PATH LIGHT 12V 35W T4 2.5W LED

PL - 10

Specification-grade landscape lighting, wet-location luminaire for path or garden lighting applications.

- Extruded bronze and machined brass.
- Available in natural or dark bronze finishes.
- Remote transformer required.
- Stainless steel hardware.
- 6 feet 16/2 low voltage cable supplied.
- Available in 12" or 20" height. Mount not included.
- Frosted tempered, borosilicate glass lens, glued in.
- High-temperature silicone O-ring seal used to seal the cap against the body.
- CSA & UL listed for wet location landscape use (UL1838).
- Warranty: Aluminum: 10 Years.



SPECIFICATIONS

MODEL:	PL - 10	LAMPING:	T4 Halogen 35W Maximum (order separately) 2.5W LED (order separately)
MATERIAL:	Machined Aluminum	FINISHES:	NT - Natural DB - Dark Bronze
VOLTAGE:	12V		
WATTAGE:	35W		
SOCKET:	GY-6.35 Bi-pin porcelain socket rated 600V, 250°C 18 ga, Teflon® coated leads.		

ORDERING LOGIC:

MODEL	METAL	HEIGHT	FINISH
PL - 10	B - Bronze	12 - 12" 20 - 20"	NT - Natural DB - Dark Bronze

ORDERING EXAMPLE: **PL - 10 - B - 12 - DB**

Excelsior Lighting, Inc.

PROJECT:

TYPE:

PL-15

MODEL PL-5 12V 35W T4 5W LED

Lamp	T4 Halogen or LED
Maximum Wattage	35 watt, 5 watt LED (order separately)
Input Voltage	12V (remote transformer required)
Material	Aluminum or Brass - 1 1/4" square
Hardware	Stainless Steel
Finishes	Seven Powder Coat, two metals
Lens	Tempered Frosted Glass
Mounting	1/2" NPS (order mount separately)
Height	12" or 20"
Socket	GY 6.35 Bi Pin Porcelain
IP Rating	66
Certification	Wet location landscape, UL1838.
Wiring	6 ft. 16/2 low voltage cable
Weight	Aluminum: 1.8 lbs. Brass: 3.8 lbs.
Warranty	Aluminum: 10 Years Brass: 25 Years
Dimensions	1 1/4" square tube, 20" H x 7" L
Metals	6061-T6 Aluminum or Brass



Shown in Dark Bronze Finish (DB)

ORDERING LOGIC

MODEL	PL - 15
METAL	A - Aluminum B - Brass
STEM	12 - 12" 20 - 20"
FINISH	BK - Black BZ - Bronze WT - White BG - Beige NT - Natural BKT - Black Texture BZT - Bronze Texture SL - Silver CA - Clear Anodized DB - Dark Bronze


ORDERING EXAMPLE:

PL - 15 - B - 20 - DB

MOUNT OPTIONS (ORDER SEPARATELY)



LAMP OPTIONS (ORDER SEPARATELY)



PL SERIES

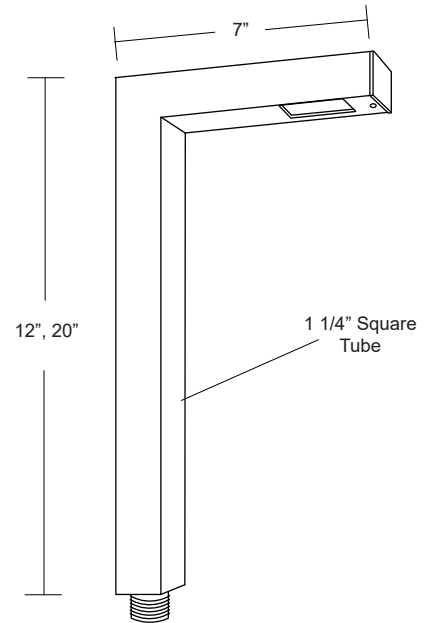


PATH LIGHT 12V 35W T4 5W LED

PL - 15

Specification-grade landscape lighting, wet-location luminaire for path or garden lighting applications.

- Machined 6061-T6 copper-free aluminum. Aluminum components are black anodized, then a polyester powder coat finish is applied. Seven standard TGIC powder coat finishes and clear anodized finish available.
- Machined brass construction with two finishes available.
- Remote transformer required.
- Stainless steel hardware.
- 6 feet 16/2 low voltage cable supplied.
- Available in 12" or 20". Mount not included.
- Frosted tempered glass lens.
- High-temperature silicone O-ring seal used to seal the cap against the body.
- CSA & UL listed for wet location landscape use (UL1838).
- Warranty: Aluminum: 10 Years, Brass: 25 Years.



SPECIFICATIONS

MODEL:	PL - 15	LAMPING:	T4 Halogen 35W Maximum (order separately) 5W LED (order separately)
MATERIAL:	Machined Aluminum or Brass	FINISHES:	BK - Black BZ - Bronze WT - White BG - Beige NT - Natural
VOLTAGE:	12V		BKT - Black Texture BZT - Bronze Texture SL - Silver CA - Clear Anodized DB - Dark Bronze
WATTAGE:	35W		
SOCKET:	GY-6.35 Bi-pin porcelain socket rated 600V, 250°C 18 ga, Teflon® coated leads.		

ORDERING LOGIC:

MODEL	METAL	HEIGHT	FINISH
PL - 15	A - Aluminum B - Brass	12 - 12" 20 - 20"	BK - Black BZ - Bronze WT - White BG - Beige NT - Natural
			BKT - Black Texture BZT - Bronze Texture SL - Silver CA - Clear Anodized DB - Dark Bronze

ORDERING EXAMPLE: **PL - 15 - B - 20 - DB**

Excelsior Lighting, Inc.

PROJECT:

TYPE:

PL - 5

MODEL PL-5 12V 35W T4 5W LED

Lamp	T4 Halogen or LED
Maximum Wattage	35 watt, 5 watt LED (order separately)
Input Voltage	12V (remote transformer required)
Material	Machined Aluminum
Hardware	Stainless Steel
Finishes	Seven Polyester Powder Coat
Lens	Tempered Frosted or Clear Glass
Mounting	1/2" NPS (order mount separately)
Stem Length	3", 6", 9", 12", 18"
Socket	GY 6.35 Bi Pin Porcelain
IP Rating	66
Certification	Wet location landscape, UL1838.
Wiring	6 ft. 16/2 low voltage cable
Weight	1.5 lbs.
Warranty	10 Years
Dimensions	2 1/8" dia. top, 1" dia. stem
Metals	6061-T6 Aluminum



Shown in Bronze Powder Coat Finish (BZ)

ORDERING LOGIC

MODEL	PL - 5	
METAL	A - Aluminum	
STEM	0 - None	9 - 9"
	3 - 3"	12 - 12"
	6 - 6"	18 - 18"
LENS STYLE	F - Frosted	C - Clear
OPENING SIZE	90 - 90°	120 - 120°
FINISH	BK - Black	BKT - Black Texture
	BZ - Bronze	BZT - Bronze Texture
	WT - White	SL - Silver
	BG - Beige	CA - Clear Anodized


ORDERING EXAMPLE:

PL - 5 - A - 6 - F - 90 - BK

MOUNT OPTIONS (ORDER SEPARATELY)



LAMP OPTIONS (ORDER SEPARATELY)

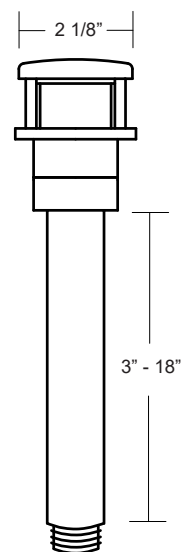


PL SERIES



Specification-grade landscape lighting, wet-location luminaire for path or garden lighting applications.

- Machined 6061-T6 copper-free aluminum. Aluminum components are black anodized, then a polyester powder coat finish is applied. Seven standard TGIC powder coat finishes and clear anodized finish available.
- Remote transformer required.
- Stainless steel hardware.
- 6 feet 16/2 low voltage cable supplied.
- Stem lengths of 3" - 18" available. Mount not included.
- Frosted or Clear tempered, borosilicate glass lens, glued in.
- Two light distributions available: 90° or 120° lens opening.
- High-temperature silicone O-ring seal used to seal the cap against the body.
- Molded silicone wire pass-thru attached to socket wire prevents wicking and water leaking into the lamp compartment.
- CSA & UL listed for wet location landscape use (UL1838).
- Warranty: 10 Years.



SPECIFICATIONS

MODEL:	PL - 5	LAMPING:	T4 Halogen 35W Maximum (order separately) 5W LED (order separately)
MATERIAL:	Machined Aluminum	FINISHES:	BK - Black BZ - Bronze WT - White BG - Beige BKT - Black Texture BZT - Bronze Texture SL - Silver CA - Clear Anodized
VOLTAGE:	12V		
WATTAGE:	35W		
SOCKET:	GY-6.35 Bi-pin porcelain socket rated 600V, 250°C 18 ga, Teflon® coated leads.		

ORDERING LOGIC:

MODEL	METAL	STEM LENGTH	LENS	OPENING SIZE	FINISH
PL - 5	A - Aluminum	0 - None 3 - 3" 6 - 6"	9 - 9" 12 - 12" 18 - 18"	F - Frosted C - Clear	90 - 90° 120 - 120°
					BK - Black BZ - Bronze WT - White BG - Beige BKT - Black Texture BZT - Bronze Texture SL - Silver CA - Clear Anodized

ORDERING EXAMPLE: **PL - 5 - A - 6 - F - 90 - BZ**

Excelsior Lighting, Inc.

PROJECT:

TYPE:

PL - 22

MODEL PL-22 12V 35W T4 5W LED

Lamp	T4 Halogen or LED
Maximum Wattage	35 watt, 5 watt LED (order separately)
Input Voltage	12V (remote transformer required)
Material	Machined Aluminum
Hardware	Stainless Steel
Finishes	Seven Polyester Powder Coat
Knuckle	Tapered & Positive Locking
Lens	Tempered Frosted or Clear Glass
Mounting	1/2" NPS (order mount separately)
Socket	GY 6.35 Bi Pin Porcelain
IP Rating	66
Certification	Wet location landscape, UL1838.
Wiring	10" 18 ga Teflon Coated
Weight	1.6 lbs.
Warranty	10 Years
Dimensions	4" L x 1 3/4" H x 2 1/2" W
Metals	6061-T6 Aluminum



Shown in Bronze Powder Coat Finish (BZ)

ORDERING LOGIC

MODEL	PL - 22
METAL	A - Aluminum
COVER	1 - Flush 2 - 1/2" Regress
LENS	F - Frosted C - Clear
FINISH	BK - Black BZ - Bronze WT - White BG - Beige BKT - Black Texture BZT - Bronze Texture SL - Silver CA - Clear Anodized


ORDERING EXAMPLE:

PL - 22 - A - 1 - F - BK

MOUNT OPTIONS (ORDER SEPARATELY)



LAMP OPTIONS (ORDER SEPARATELY)



COVER STYLES



PL SERIES

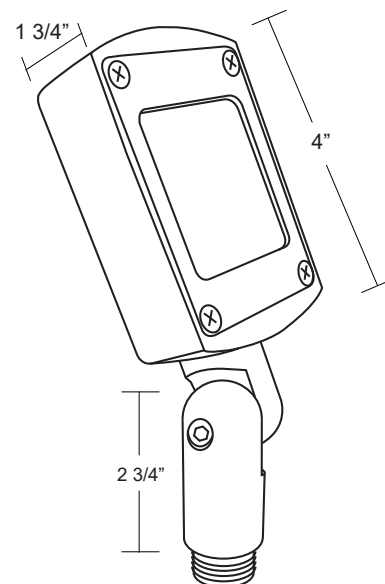


WASH LIGHT 12V 35W T4 5W LED

PL - 22

Specification-grade landscape lighting, wet-location luminaire for wash lighting applications. Can be utilized for ground mounted, tree mounted or surface mounted installations.

- Machined 6061-T6 copper-free aluminum. Aluminum components are black anodized, then a polyester powder coat finish is applied. Seven standard TGIC powder coat finishes.
- Remote transformer required.
- Stainless steel hardware.
- 10" 18 ga. Teflon coated wire leads.
- Mount not included.
- Available in two cover styles: Flush or regress.
- Frosted or Clear tempered, borosilicate glass lens, glued in.
- High-temperature silicone O-ring seal used to seal the cap against the body.
- Molded silicone wire pass-thru attached to socket wire prevents wicking and water leaking into the lamp compartment.
- CSA & UL listed for wet location landscape use (UL1838).
- Warranty: 10 Years.



SPECIFICATIONS

MODEL:	PL - 22	LAMPING:	T4 Halogen 35W Maximum (order separately) 5W LED (order separately)	
MATERIAL:	6061-T6 Aluminum	FINISHES:	BK - Black BZ - Bronze WT - White BG - Beige	BKT - Black Texture BZT - Bronze Texture SL - Silver
VOLTAGE:	12V			
WATTAGE:	35W			
SOCKET:	GY 6.35 Bi-pin porcelain socket rated 600V, 250°C 18 ga, Teflon® coated leads.			

ORDERING LOGIC:

MODEL	METAL	COVER	LENS	FINISH	
PL - 22	A - Aluminum	1 - Flush 2 - 1/2" Regress	F - Frosted C - Clear	BK - Black BZ - Bronze WT - White BG - Beige	BKT - Black Texture BZT - Bronze Texture SL - Silver

ORDERING EXAMPLE: **PL - 22 - A - 1 - F - BZT**

Excelsior Lighting, Inc.

PROJECT:

TYPE:

PL - 7

MODEL PL-7 12V 50W MR16 8W LED

Lamp	MR16 Halogen or LED
Maximum Wattage	50 watt, 8 watt LED
Input Voltage	12V (remote transformer required)
Material	Machined Aluminum
Hardware	Stainless Steel
Finishes	Seven Polyester Powder Coat
Lens	Tempered Clear Glass
Cap	Three cap styles available
Mounting	Adjustable or fixed
Socket	GY 6.35 Bi Pin Porcelain
IP Rating	66
Certification	Wet location landscape, UL1838.
Wiring	6 ft. 16/2 low voltage cable
Weight	2.4 lbs.
Warranty	10 Years
Dimensions	2 3/8" dia. x 7" long
Metals	6061-T6 Aluminum



Shown in Bronze Texture Powder Coat Finish (BZT)

ORDERING LOGIC

MODEL	PL - 7
METAL	A - Aluminum
CAP	1 - Flush 2 - Regress 3 - 45° Angle
STEM	9 - 9" 12 - 12" 18 - 18" 24 - 24" 30 - 30" 36 - 36"
FINISH	BK - Black BZ - Bronze WT - White BG - Beige BKT - Black Texture BZT - Bronze Texture SL - Silver CA - Clear Anodized

ORDERING EXAMPLE:

PL - 7 - A - 1 - 24 - BK

MOUNT OPTIONS (ORDER SEPARATELY)



LAMP OPTIONS (ORDER SEPARATELY)

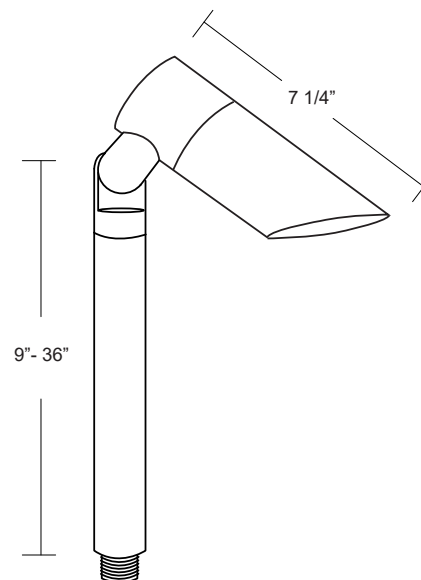


PL SERIES



Specification-grade landscape lighting, wet-location luminaire for path or garden lighting applications.

- Machined 6061-T6 copper-free aluminum. Aluminum components are black anodized, then a polyester powder coat finish is applied. Seven standard TGIC powder coat finishes and clear anodized finish available.
- Remote transformer required.
- Stainless steel hardware.
- 6 feet of 16/2 low voltage cable supplied.
- Three cap styles from which to choose.
- Adjustable or fixed mounting. (see MT-45 and MT-2) Mount not included.
- Clear tempered borosilicate glass lens, glued in.
- High-temperature silicone O-ring seal used to seal the cap against the body.
- Molded silicone wire pass-thru attached to socket wire prevents wicking and water leaking into the lamp compartment.
- CSA & UL listed for wet location landscape use (UL1838).
- Warranty: 10 Years.



SPECIFICATIONS

MODEL:	PL - 7	LAMPING:	MR16 Halogen 50W Maximum (order separately) 8W LED (order separately)	
MATERIAL:	6061-T6 Aluminum			
VOLTAGE:	12V			
WATTAGE:	50 Watt	FINISHES:	BK - Black BZ - Bronze WT - White BG - Beige	BKT - Black Texture BZT - Bronze Texture SL - Silver CA - Clear Anodized
SOCKET:	GY 6.35 Bi-pin porcelain socket rated 600V, 250°C 18 ga, Teflon® coated leads.			

ORDERING LOGIC:

MODEL	METAL	CAP	STEM		FINISH	
PL - 7	A - Aluminum	1 - Flush	9 - 9"	24 - 24"	BK - Black	BKT - Black Texture
		2 - Regress	12 - 12"	30 - 30"	BZ - Bronze	BZT - Bronze Texture
		3 - 45° Angle	18 - 18"	36 - 36"	WT - White	SL - Silver
					BG - Beige	CA - Clear Anodized

ORDERING EXAMPLE: **PL - 7 - A - 1 - 12 - BZT**

Excelsior Lighting, Inc.

PROJECT:

TYPE:

PL-17

MODEL PL-17 12V 35W T4 5W LED

Lamp	T4 Halogen or LED
Maximum Wattage	35 watt, 5 watt LED
Input Voltage	12V (remote transformer required)
Material	Machined & Cast Aluminum
Hardware	Stainless Steel
Finishes	Seven Polyester Powder Coat
Lens	Tempered Frosted Glass
Mounting	1/2" NPS (order mount separately)
Stem Length	6", 9", 12", 18", 24", 30" or 36"
Socket	GY 6.35 Bi Pin Porcelain
IP Rating	66
Certification	Wet location landscape, UL1838.
Wiring	6 ft. 16/2 low voltage cable
Weight	1.6 lbs.
Warranty	10 Years
Dimensions	4" L x 1 3/4" H x 2 1/2" W
Metals	6061-T6 Aluminum



Shown in Bronze Texture Powder Coat Finish (BZT)

ORDERING LOGIC

MODEL	PL - 17
METAL	A - Aluminum
STEM	6 - 6" 9 - 9" 12 - 12" 18 - 18" 24 - 24" 30 - 30" 36 - 36"
FINISH	BK - Black BZ - Bronze WT - White BG - Beige BKT - Black Texture BZT - Bronze Texture SL - Silver CA - Clear Anodized


ORDERING EXAMPLE:

PL - 17 - A - 24 - BK

MOUNT OPTIONS (ORDER SEPARATELY)



LAMP OPTIONS (ORDER SEPARATELY)

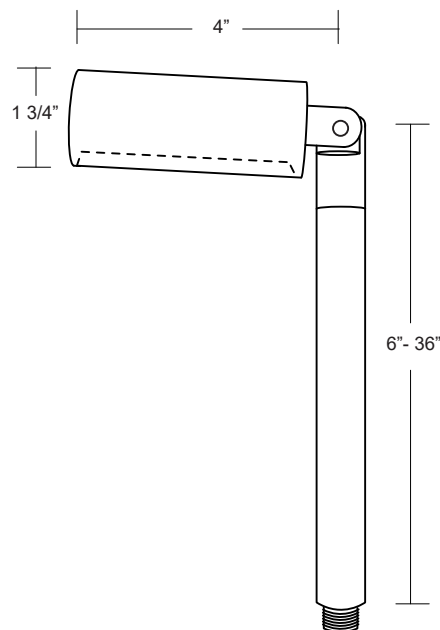


PL SERIES



Specification-grade landscape lighting, wet-location luminaire for path or garden lighting applications.

- Machined 6061-T6 copper-free aluminum. Aluminum components are black anodized, then a polyester powder coat finish is applied. Seven standard TGIC powder coat finishes and clear anodized finish available.
- Remote transformer required.
- Stainless steel hardware.
- 6 feet of 16/2 low voltage cable supplied.
- Stem lengths of 6" - 36" available. Mount not included.
- Clear tempered borosilicate glass lens, glued in.
- High-temperature silicone O-ring seal used to seal the cap against the body.
- CSA & UL listed for wet location landscape use (UL1838).
- Warranty: 10 Years.



SPECIFICATIONS

MODEL:	PL - 17	LAMPING:	T4 Halogen 35W Maximum (order separately) 5W LED (order separately)
MATERIAL:	6061-T6 Aluminum		
VOLTAGE:	12V		
WATTAGE:	35 Watt	FINISHES:	BK - Black BKT - Black Texture BZ - Bronze BZT - Bronze Texture WT - White SL - Silver BG - Beige CA - Clear Anodized
SOCKET:	GY 6.35 Bi-pin porcelain socket rated 600V, 250°C 18 ga, Teflon® coated leads.		

ORDERING LOGIC:

MODEL	METAL	STEM	FINISH
PL - 17	A - Aluminum	6 - 6" 24 - 24" 9 - 9" 30 - 30" 12 - 12" 36 - 36" 18 - 18"	BK - Black BKT - Black Texture BZ - Bronze BZT - Bronze Texture WT - White SL - Silver BG - Beige CA - Clear Anodized

ORDERING EXAMPLE: **PL - 17 - A - 12 - BZT**

Excelsior Lighting, Inc.

PROJECT:

TYPE:

PL-18

MODEL PL-18 12V 20W T3 2W LED

Lamp	T3 Halogen or LED
Maximum Wattage	20 watt, 2 watt LED
Input Voltage	12V (remote transformer required)
Material	Machined Aluminum
Hardware	Stainless Steel
Finishes	Seven Polyester Powder Coat
Knuckle	Tapered & positive locking
Lens	Tempered Frosted Glass
Mounting	1/2" NPS (order mount separately)
Stem Length	6", 9", 12", 18", 24", 30" or 36"
Socket	G4 Bi Pin Porcelain
IP Rating	66
Certification	Wet location landscape, UL1838.
Wiring	6 ft. 16/2 low voltage cable
Weight	2.5 lbs.
Warranty	10 Years
Dimensions	1 3/4" dia. x 4" Long
Metals	6061-T6 Aluminum



Shown in Bronze Powder Coat Finish (BZ)

ORDERING LOGIC

MODEL	PL - 18
METAL	A - Aluminum
STEM	6 - 6" 9 - 9" 12 - 12" 18 - 18" 24 - 24" 30 - 30" 36 - 36"
FINISH	BK - Black BZ - Bronze WT - White BG - Beige BKT - Black Texture BZT - Bronze Texture SL - Silver CA - Clear Anodized


ORDERING EXAMPLE:

PL - 18 - A - 24 - BK

MOUNT OPTIONS (ORDER SEPARATELY)



LAMP OPTIONS (ORDER SEPARATELY)

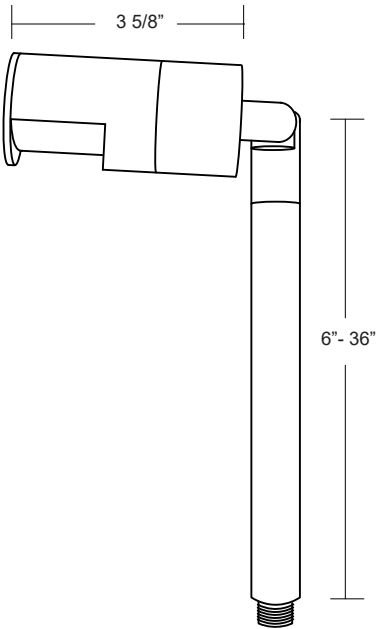


PL SERIES



Specification-grade landscape lighting, wet-location luminaire for path or garden lighting applications.

- Machined 6061-T6 copper-free aluminum. Aluminum components are black anodized, then a polyester powder coat finish is applied. Seven standard TGIC powder coat finishes and clear anodized finish available.
- Remote transformer required.
- Stainless steel hardware.
- 6 feet of 16/2 low voltage cable supplied.
- Stem lengths of 6" - 36" available. Mount not included.
- Tempered frosted glass lens.
- High-temperature silicone O-ring seal used to seal the cap against the body.
- Molded silicone wire pass-thru attached to socket wire prevents wicking and water leaking into the lamp compartment.
- CSA & UL listed for wet location landscape use (UL1838).
- Warranty: 10 Years.



SPECIFICATIONS

MODEL:	PL - 18	LAMPING:	T3 Halogen 20W Maximum (order separately) 2W LED (order separately)
MATERIAL:	6061-T6 Aluminum		
VOLTAGE:	12V		
WATTAGE:	20 Watt	FINISHES:	BK - Black BKT - Black Texture BZ - Bronze BZT - Bronze Texture WT - White SL - Silver BG - Beige CA - Clear Anodized
SOCKET:	G4 Bi-pin porcelain socket rated 600V, 250°C 18 ga, Teflon® coated leads.		

ORDERING LOGIC:

MODEL	METAL	STEM		FINISH	
PL - 18	A - Aluminum	6 - 6"	24 - 24"	BK - Black	BKT - Black Texture
		9 - 9"	30 - 30"	BZ - Bronze	BZT - Bronze Texture
		12 - 12"	36 - 36"	WT - White	SL - Silver
		18 - 18"		BG - Beige	CA - Clear Anodized

ORDERING EXAMPLE: **PL - 18 - A - 12 - BZT**

Excelsior Lighting, Inc.	PROJECT:
	TYPE:

PL - 20L

MODEL PL-20L 12V 12W INTEGRAL LED

Lamp	Integral LED: 3W, 6W, 9W, 12W
Maximum Wattage	12 watt LED
Input Voltage	12V (remote transformer required)
Material	Machined Aluminum, Brass or Copper
Hardware	Stainless Steel
Finishes	Seven Polyester Powder Coat Natural or Dark Bronze
Lens	Frosted acrylic
Mounting	SS spike or PVC post
Heights	9", 12" or 18"
IP Rating	66
Certification	Wet location landscape, UL1838.
Wiring	6 ft. 16/2 low voltage cable
Weight	8 lbs.
Warranty	Aluminum: 10 Years Brass/Copper: 25 Years
Dimensions	3" dia. housing
Metals	Aluminum, Brass or Copper



Shown in Dark Bronze Finish (DB)

ORDERING LOGIC

MODEL	PL - 20L	
COVER	A - Aluminum B - Brass C - Copper	
OPTICS	1 - 180°	2 - 360°
KELVIN	27 - 2700K	30 - 3000K
HEIGHT	9 - 9" 18 - 18"	12 - 12"
MOUNTING	1 - PVC Stake 3 - Surface	2 - SS Spike
FINISH	BK - Black BZ - Bronze WT - White BG - Beige NT - Natural	BKT - Black Texture BZT - Bronze Texture SL - Silver CA - Clear Anodized DB - Dark Bronze

ORDERING EXAMPLE:

PL - 20L - B - 1 - 27 - 18 - 1 - DB

MOUNT OPTIONS



PVC STAKE

SS SPIKE

SURFACE

LAMP OPTIONS



2700K

3000K

OPTICS



180°

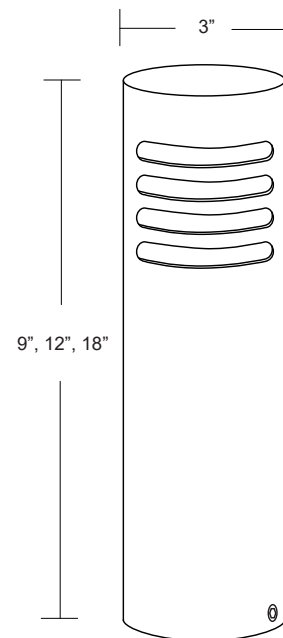
360°

BOLLARD LIGHT 12V 12W LED MODULE

PL - 20L

Specification-grade landscape lighting, wet-location luminaire for path or garden lighting applications.

- Aluminum available in seven standard powder coat finishes and clear anodized finish.
- Copper and Brass covers available in natural or dark bronze finishes.
- Integral LED: 3W, 6W, 9W, 12W.
- Available in 2700K or 3000K.
- Remote transformer required.
- Stainless steel hardware.
- 6 feet of 16/2 low voltage cable supplied.
- Available in heights of 9", 12", or 18".
- Frosted acrylic lens.
- High-temperature silicone O-ring seal used to seal the cap against the body.
- Molded silicone wire pass-thru attached to socket wire prevents wicking and water leaking into the lamp compartment.
- CSA & UL listed for wet location landscape use (UL1838).
- Warranty: 10 Years.



SPECIFICATIONS

MODEL:	PL - 20L	LAMPING:	12W LED Module	
MATERIAL:	Aluminum, Brass or Copper	FINISHES:	BK - Black BZ - Bronze WT - White BG - Beige NT - Natural	BKT - Black Texture BZT - Bronze Texture SL - Silver CA - Clear Anodized DB - Dark Bronze
VOLTAGE:	10.8-13.2V			
WATTAGE:	3W, 6W, 9W, 12W			

ORDERING LOGIC:

MODEL	COVER	OPTICS	KELVIN	HEIGHT	MOUNTING	FINISH	
PL - 20L	A - Aluminum	1 - 180°	27 - 2700K	9 - 9"	1 - PVC Stake	BK - Black	BKT - Black Texture
	B - Brass	2 - 360°	30 - 3000K	12 - 12"	2 - SS Spike	BZ - Bronze	BZT - Bronze Texture
	C - Copper			18 - 18"	3 - Surface	WT - White	SL - Silver
						BG - Beige	CA - Clear Anodized
						NT - Natural	DB - Dark Bronze

ORDERING EXAMPLE: **PL - 20L - B - 1 - 27 - 18 - 1 - NT**

Excelsior Lighting, Inc.

PROJECT:

TYPE:

IN-1

MODEL IN-1 12V 35W MR16 8W LED

Lamp	MR16 Halogen or LED
Maximum Wattage	35 watt, 8 watt LED (order separately)
Input Voltage	12V (remote transformer required)
Material	Machined Aluminum
Hardware	Stainless Steel
Finishes	Seven Polyester Powder Coat
Lens	Tempered Clear Glass
Accessories	Holds three accessories (optional)
Mounting	In Ground/Concrete Pour
Socket	GY 6.35 Bi Pin Porcelain
IP Rating	67
Certification	Wet location landscape, UL1838
Wiring	6 ft. 16/2 low voltage cable
Weight	2.5 lbs.
Warranty	10 Years
Dimensions	3" dia. x 5 3/8" overall (6" housing)
Metals	6061-T6 Aluminum



Shown in Bronze Powder Coat Finish (BZ)

ORDERING LOGIC

MODEL	IN - 1
METAL	A - Aluminum
TOP STYLE	R - Round S - Square
POUR COLLAR	0 - None (standard) PC - Pour Collar (optional)
FINISH	BK - Black BKT - Black Texture BZ - Bronze BZT - Bronze Texture WT - White SL - Silver BG - Beige CA - Clear Anodized


ORDERING EXAMPLE:

IN - 1 - A - R - 0 - BK

TOP STYLES



ROUND TOP



SQUARE TOP

LAMP OPTIONS (ORDER SEPARATELY)



SORAA



DAUER



BRILLIANCE

IN SERIES



IN-1



IN-2



IN-3



IN-4



IN-5



IN-6



IN-8



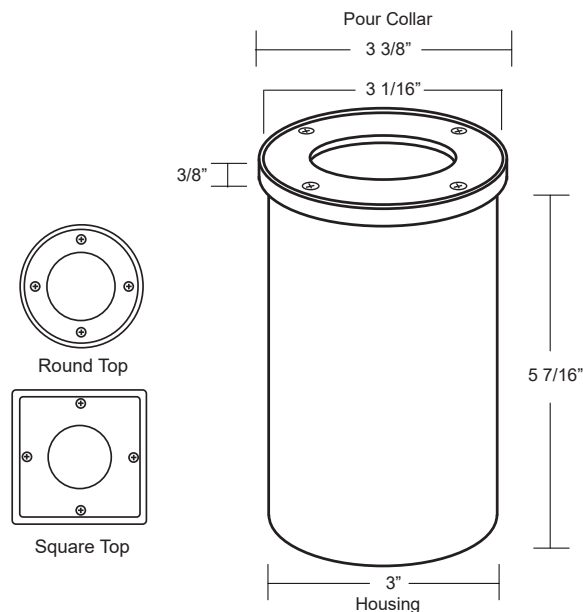
IN-20

IN GROUND LIGHT 12V 35W MR16 8W LED

IN - 1

Specification-grade direct burial landscape lighting, wet-location luminaire for up lighting applications.

- Machined 6061-T6 copper-free aluminum. Aluminum components are black anodized, then a polyester powder coat finish is applied. Seven standard TGIC powder coat finishes and clear anodized finish available.
- Remote transformer required.
- Stainless steel hardware.
- 6 feet 16/2 low voltage cable supplied.
- GY 6.35 bi pin porcelain socket.
- IP 67 rated.
- Tempered glass lens.
- Holds 3 lens accessories.
- Pour Collar option available.
- Suitable for drive-over installations.
- CSA & UL listed for wet location landscape use (UL1838).
- Warranty: 10 Years.



SPECIFICATIONS

MODEL:	IN - 1	LAMPING:	MR16 Halogen 35W Maximum (order separately) 8W LED (order separately)	
MATERIAL:	6061-T6 Aluminum	FINISHES:	BK - Black	BKT - Black Texture
VOLTAGE:	12V		BZ - Bronze	BZT - Bronze Texture
WATTAGE:	35W		WT - White	SL - Silver
SOCKET:	GY-6.35 Bi-pin porcelain socket rated 600V, 250°C 18 ga, Teflon® coated leads.		BG - Beige	CA - Clear Anodized

ORDERING LOGIC:

MODEL	METAL	TOP STYLE	POUR COLLAR	FINISH	
IN - 1	A - Aluminum	R - Round Top S - Square Top	0 - None (standard) PC - Pour Collar (optional)	BK - Black BZ - Bronze WT - White BG - Beige	BKT - Black Texture BZT - Bronze Texture SL - Silver CA - Clear Anodized

ORDERING EXAMPLE: **IN - 1 - A - R - 0 - BK**

Excelsior Lighting, Inc.

PROJECT:

TYPE:

IN - 2

MODEL IN-2 12V 35W MR16 8W LED

Lamp	MR16 Halogen or LED
Maximum Wattage	35 watt, 8 watt LED (order separately)
Input Voltage	12V (remote transformer required)
Material	Machined Aluminum
Hardware	Stainless Steel
Finishes	Seven Polyester Powder Coat
Lens	Tempered Clear Glass
Accessories	Holds three accessories (optional)
Mounting	In Ground/Concrete Pour
Socket	GY 6.35 Bi Pin Porcelain
IP Rating	67
Certification	Wet location landscape, UL1838
Wiring	6 ft. 16/2 low voltage cable
Weight	2.5 lbs.
Warranty	10 Years
Dimensions	3" dia. x 7" overall (5 1/2" housing)
Metals	6061-T6 Aluminum



Shown in Bronze Powder Coat Finish (BZ)

ORDERING LOGIC

MODEL	IN - 2
METAL	A - Aluminum
CUTOFF	S - Short (1") T - Tall (1 1/2")
POUR COLLAR	0 - None (standard) PC - Pour Collar (optional)
FINISH	BK - Black BKT - Black Texture BZ - Bronze BZT - Bronze Texture WT - White SL - Silver BG - Beige CA - Clear Anodized

ORDERING EXAMPLE:

IN - 2 - A - T - 0 - BK

CUTOFF OPTIONS



LAMP OPTIONS (ORDER SEPARATELY)



IN SERIES

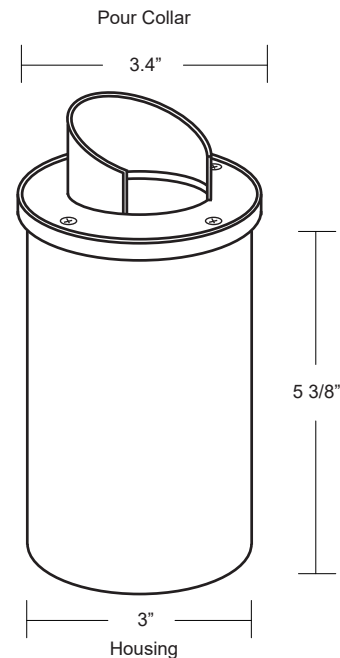


IN GROUND LIGHT 12V 35W MR16 8W LED

IN - 2

Specification-grade direct burial landscape lighting, wet-location luminaire for up lighting applications.

- Machined 6061-T6 copper-free aluminum. Aluminum components are black anodized, then a polyester powder coat finish is applied. Seven standard TGIC powder coat finishes and clear anodized finish available.
- Remote transformer required.
- Stainless steel hardware.
- 6 feet 16/2 low voltage cable supplied.
- GY 6.35 bi pin porcelain socket.
- IP 67 rated.
- Two glare shield heights available.
- Tempered glass lens.
- Holds 3 lens accessories.
- Pour Collar option available.
- CSA & UL listed for wet location landscape use (UL1838).
- Warranty: 10 Years.



SPECIFICATIONS

MODEL:	IN - 2	LAMPING:	MR16 Halogen 35W Maximum (order separately) 8W LED (order separately)	
MATERIAL:	6061-T6 Aluminum	FINISHES:	BK - Black	BKT - Black Texture
VOLTAGE:	12V		BZ - Bronze	BZT - Bronze Texture
WATTAGE:	35W		WT - White	SL - Silver
SOCKET:	GY-6.35 Bi-pin porcelain socket rated 600V, 250°C 18 ga, Teflon® coated leads.		BG - Beige	CA - Clear Anodized

ORDERING LOGIC:

MODEL	METAL	CUTOFF	POUR COLLAR	FINISH	
IN - 2	A - Aluminum	S - Short (1") T - Tall (1 1/2")	0 - None (standard) PC - Pour Collar (optional)	BK - Black BZ - Bronze WT - White BG - Beige	BKT - Black Texture BZT - Bronze Texture SL - Silver CA - Clear Anodized

ORDERING EXAMPLE: **IN - 2 - A - T - 0 - BK**

Excelsior Lighting, Inc.

PROJECT:

TYPE:

IN - 4

MODEL IN-4 12V 35W MR16 8W LED

Lamp	MR16 Halogen or LED
Maximum Wattage	35 watt, 8 watt LED (order separately)
Input Voltage	12V (remote transformer required)
Material	Cast bronze frame & grate, Aluminum lampholder
Hardware	Stainless Steel
Finishes	Natural, dark bronze or powder coat
Aiming	10 degrees
Lens	Tempered Clear Glass, flush lens
Accessories	Holds three accessories (optional)
Mounting	In Ground/Concrete Pour
Socket	GY 6.35 Bi Pin Porcelain
IP Rating	67
Certification	Wet location landscape, UL1838
Wiring	6 ft. 16/2 low voltage cable
Weight	11.4 lbs.
Warranty	25 Years
Dimensions	7 1/2" square x 11 1/4" high
Metals	Cast Bronze



Shown in Natural Bronze Finish (NT)

ORDERING LOGIC

MODEL	IN - 4
METAL	B - Bronze
REGRESS	1 - 1 3/4" 2 - 3" (standard)
FINISH	BK - Black BKT - Black Texture BZ - Bronze BZT - Bronze Texture WT - White SL - Silver BG - Beige NT - Natural DB - Dark Bronze

ORDERING EXAMPLE:

IN - 4 - B - 1 - NT

LAMP OPTIONS (ORDER SEPARATELY)



SORAA



DAUER



BRILLIANCE

AIMING FEATURE



This aiming feature allows the lampholder to be adjusted up to 10° from vertical. Simply adjust the hinged bracket attached to the well light grate.

IN SERIES

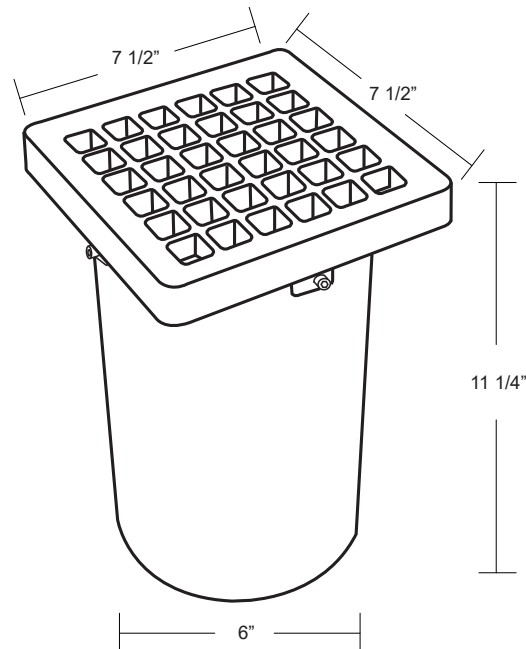


IN GROUND WELL LIGHT 12V 35W MR16 8W LED

IN - 4

Specification-grade direct burial landscape lighting, wet-location luminaire for up lighting applications.

- Cast bronze frame and grate. Seven standard TGIC powder coat finishes and two bronze finishes available.
- Remote transformer required.
- Machined aluminum lamp holder.
- GY 6.35 bi pin porcelain socket.
- IP 68 rated.
- 10 degrees of aiming adjustment.
- ABS housing: 6" dia. x 10 1/2" OAL.
- Tempered glass lens.
- Holds 3 lens accessories.
- Suitable for drive-over installations.
- 6 feet of 16/2 low voltage cable supplied.
- CSA & UL listed for wet location landscape use (UL1838).
- Warranty: 25 Years.



SPECIFICATIONS

MODEL:	IN - 4	LAMPING:	MR16 Halogen 35W Maximum (order separately) 8W LED (order separately)	
MATERIAL:	Cast Bronze	FINISHES:	BK - Black BZ - Bronze WT - White BG - Beige NT - Natural	BKT - Black Texture BZT - Bronze Texture SL - Silver DB - Dark Bronze
VOLTAGE:	12V			
WATTAGE:	35W			
SOCKET:	GY-6.35 Bi-pin porcelain socket rated 600V, 250°C 18 ga, Teflon® coated leads.			

ORDERING LOGIC:

MODEL	METAL	FIXTURE REGRESS	FINISH	
IN - 4	B - Bronze	1 - 1 3/4" 2 - 3" (standard)	BK - Black BZ - Bronze WT - White BG - Beige NT - Natural	BKT - Black Texture BZT - Bronze Texture SL - Silver DB - Dark Bronze

ORDERING EXAMPLE: **IN - 4 - B - 1 - BK**

Excelsior Lighting, Inc.

PROJECT:

TYPE:

IN - 5

MODEL IN-5 12V 35W MR16 8W LED

Lamp	MR16 Halogen or LED
Maximum Wattage	35 watt, 8 watt LED (order separately)
Input Voltage	12V (remote transformer required)
Material	Cast bronze frame & grate, Aluminum lampholder
Hardware	Stainless Steel
Finishes	Natural, dark bronze or powder coat
Aiming	18 degrees Hot-Aim feature available
Lens	Tempered Clear Glass, flush lens
Accessories	Holds three accessories (optional)
Mounting	In Ground/Concrete Pour
Socket	GY 6.35 Bi Pin Porcelain
IP Rating	67
Certification	Wet location landscape, UL1838
Wiring	6 ft. 16/2 low voltage cable
Weight	11.4 lbs.
Warranty	25 Years
Dimensions	7 1/2" square x 11 1/4" high
Metals	Cast Bronze



Shown in Black Powder Coat Finish (BK)

ORDERING LOGIC

MODEL	IN - 5
METAL	B - Bronze
AIMING	S - Standard H - Hot Aim
REGRESS	1 - 1 3/4" 2 - 3" (standard) 3 - 4 1/4" (hot-aim)
FINISH	BK - Black BZ - Bronze WT - White BG - Beige NT - Natural BKT - Black Texture BZT - Bronze Texture SL - Silver DB - Dark Bronze

ORDERING EXAMPLE:

IN - 5 - B - H - 3 - BK

LAMP OPTIONS (ORDER SEPARATELY)



SORAA



DAUER



BRILLIANCE

AIMING FEATURE



This aiming feature allows the lampholder to be adjusted up to 18° from vertical. Simply adjust the socket head screw mounting on the well light grate.

IN SERIES

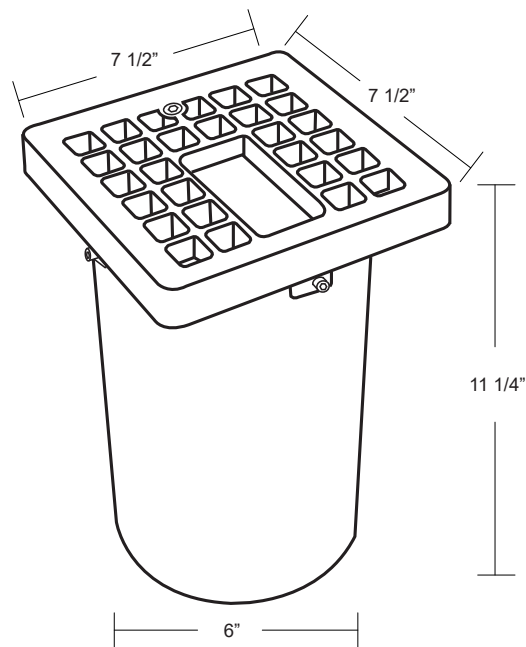


IN GROUND WELL LIGHT 12V 35W MR16 8W LED

IN - 5

Specification-grade direct burial landscape lighting, wet-location luminaire for up lighting applications.

- Cast bronze frame and grate. Seven standard TGIC powder coat finishes and two bronze finishes available.
- Remote transformer required.
- Machined aluminum lamp holder.
- GY 6.35 bi pin porcelain socket.
- IP 68 rated.
- 18 degrees of aiming adjustment.
- Hot-aiming option available.
- ABS housing: 6" dia. x 10 1/2" OAL.
- Tempered glass lens.
- Holds 3 lens accessories.
- Suitable for drive-over installations.
- 6 feet of 16/2 low voltage cable supplied.
- CSA & UL listed for wet location landscape use (UL1838).
- Warranty: 25 Years.



SPECIFICATIONS

MODEL:	IN - 5	LAMPING:	MR16 Halogen 35W Maximum (order separately) 8W LED (order separately)	
MATERIAL:	Cast Bronze	FINISHES:	BK - Black BZ - Bronze WT - White BG - Beige NT - Natural	BKT - Black Texture BZT - Bronze Texture SL - Silver DB - Dark Bronze
VOLTAGE:	12V			
WATTAGE:	35W			
SOCKET:	GY-6.35 Bi-pin porcelain socket rated 600V, 250°C 18 ga, Teflon® coated leads.			

ORDERING LOGIC:

MODEL	METAL	AIMING	FIXTURE REGRESS	FINISH	
IN - 5	B - Bronze	S - Standard H - Hot Aim	1 - 1 3/4" 2 - 3" (standard) 3 - 4 1/4" (hot-aim)	BK - Black BZ - Bronze WT - White BG - Beige NT - Natural	BKT - Black Texture BZT - Bronze Texture SL - Silver DB - Dark Bronze

ORDERING EXAMPLE: **IN - 5 - B - H - 3 - BK**

Excelsior Lighting, Inc.

PROJECT:

TYPE:

IN - 6

MODEL IN-6 12V 35W MR16 8W LED PAR36 18.5W LED

Lamp	MR16 Halogen or LED
Maximum Wattage	35W Halogen, 8W MR16 LED, 18.5W PAR36
Input Voltage	12V (remote transformer required)
Material	Cast bronze top & housing
Hardware	Stainless Steel
Finishes	Natural, dark bronze or powder coat
Aiming	20° (vertical) 360° (rotational) Hot-Aim feature standard (MR16)
Lens	Tempered Clear Glass, flush lens
Accessories	Holds three accessories (optional)(MR16)
Socket	GY 6.35 Bi Pin Porcelain (MR16)
IP Rating	68
Certification	Wet location landscape, UL1838
Wiring	6 ft. 12/2 low voltage cable
Weight	8 lbs.
Warranty	25 Years
Dimensions	6" dia. x 4" high
Metals	Cast Bronze



Shown in Black Powder Coat Finish (BK)

ORDERING LOGIC

MODEL	IN - 6
METAL	B - Bronze
LAMP	1 - MR16 2 - PAR36
ACCESSORY	0 - None AH - Accessory Holder
POUR COLLAR	0 - None PC - Pour Collar
WIRE ENTRY	1 - 6 ft 12/2 Cable 2 - Single Conduit 3 - Dual Conduit
FINISH	BK - Black BZ - Bronze WT - White BG - Beige NT - Natural
	BKT - Black Texture BZT - Bronze Texture SL - Silver DB - Dark Bronze

ORDERING EXAMPLE:

IN - 6 - B - 1 - 0 - PC - 1 - NT

LAMP OPTIONS (ORDER SEPARATELY)



SORAA



DAUER



BRILLIANCE



PAR36/AR111

HOT-AIM FEATURE



This aiming feature allows the lampholder to be adjusted up to 18° from vertical by using tool supplied. Not available in PAR36 lamping option.

IN SERIES

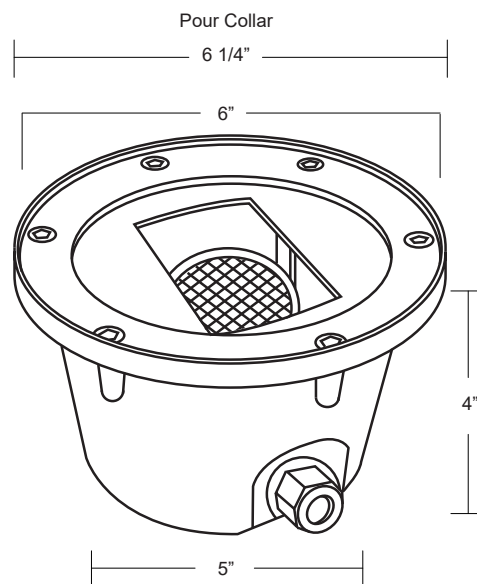


IN GROUND LIGHT 12V 35W MR16 PAR36 18.5W LED

IN - 6

Specification-grade direct burial landscape lighting, wet-location luminaire for up lighting applications.

- Cast bronze top & housing. Seven standard TGIC powder coat finishes and two bronze finishes available.
- Remote transformer required.
- GY 6.35 bi pin porcelain socket.
- IP 68 rated.
- 20 degrees of vertical aiming adjustment.
- 360 degrees of rotational aiming adjustment.
- Hot-aim feature is standard.
- Accessory holder holds 3 accessories.
- PAR36 version has fixed aiming only.
- Tempered glass lens.
- Pour Collar option available.
- Suitable for drive-over installations.
- 6 feet of 16/2 low voltage cable supplied.
- CSA & UL listed for wet location landscape use (UL1838).
- Warranty: 25 Years.



SPECIFICATIONS

MODEL:	IN - 6	LAMPING:	MR16 Halogen 35W Maximum (order separately) 18.5W LED PAR36 (order separately) 8W LED (order separately)	
MATERIAL:	Cast Bronze			
VOLTAGE:	12V			
WATTAGE:	35W	FINISHES:	BK - Black BZ - Bronze WT - White BG - Beige NT - Natural	BKT - Black Texture BZT - Bronze Texture SL - Silver DB - Dark Bronze
SOCKET:	GY-6.35 Bi-pin porcelain socket rated 600V, 250°C 18 ga, Teflon® coated leads.			

ORDERING LOGIC:

MODEL	METAL	LAMP	ACCESSORY	POUR COLLAR	WIRE ENTRY	FINISH	
IN - 6	B - Bronze	1 - MR16 2 - PAR36	0 - None AH - Accessory Holder	0 - None PC - Pour Collar	1 - 6 ft 12/2 Cable 2 - Single Conduit 3 - Dual Conduit	BK - Black BZ - Bronze WT - White BG - Beige NT - Natural	BKT - Black Texture BZT - Bronze Texture SL - Silver DB - Dark Bronze

ORDERING EXAMPLE: **IN - 6 - B - 1 - 0 - PC - 1 - BK**

Excelsior Lighting, Inc.


PROJECT:

TYPE:

IN - 20

MODEL IN-20 12V 35W MR16 8W LED

Lamp	MR16 Halogen or LED
Maximum Wattage	35 watt, 8 watt LED (order separately)
Input Voltage	12V (remote transformer required)
Material	Machined Aluminum
Hardware	Stainless Steel
Finishes	Seven Polyester Powder Coat
Lens	Tempered Clear Glass
Accessories	Holds three accessories (optional)
Mounting	In Ground/Concrete Pour
Socket	GY 6.35 Bi Pin Porcelain
IP Rating	67
Certification	Wet location landscape, UL1838
Wiring	6 ft. 16/2 low voltage cable
Weight	2.5 lbs.
Warranty	10 Years
Dimensions	6" dia. x 5 3/8" overall
Metals	6061-T6 Aluminum



Shown in Bronze Powder Coat Finish (BZ)

ORDERING LOGIC

MODEL	IN - 20
METAL	A - Aluminum
FINISH	BK - Black BKT - Black Texture BZ - Bronze BZT - Bronze Texture WT - White SL - Silver BG - Beige CA - Clear Anodized

ORDERING EXAMPLE:

IN - 20 - A - BK

LAMP OPTIONS (ORDER SEPARATELY)



SORAA



DAUER



BRILLIANCE

CORE DRILL DESIGN



Designed for stone, brick or concrete installations. Core size of 2 1/2". Not for use with combustible surfaces. Two feet low voltage cable with strain relief supplied.

IN SERIES

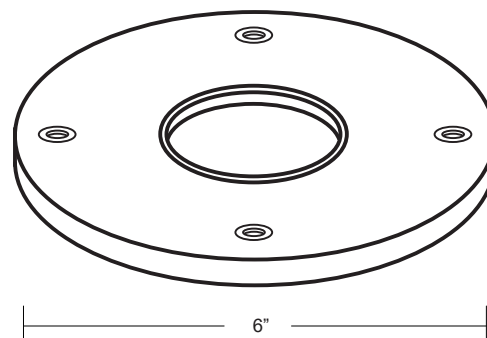


IN GROUND LIGHT 12V 35W MR16 8W LED

IN - 20

Specification-grade direct burial landscape lighting, wet-location luminaire for up lighting applications.

- Machined 6061-T6 copper-free aluminum. Aluminum components are black anodized, then a polyester powder coat finish is applied. Seven standard TGIC powder coat finishes and clear anodized finish available.
- Remote transformer required.
- GY 6.35 bi pin porcelain socket.
- IP 67 rated.
- Tempered glass lens.
- Holds 3 lens accessories.
- 3/8" thick.
- Suitable for drive-over installations.
- 6 feet of 16/2 low voltage cable supplied.
- CSA & UL listed for wet location landscape use (UL1838).
- Warranty: 10 Years.



SPECIFICATIONS

MODEL:	IN - 20	LAMPING:	MR16 Halogen 35W Maximum (order separately) 8W LED (order separately)
MATERIAL:	6061-T6 Aluminum	FINISHES:	BK - Black BZ - Bronze WT - White BG - Beige
VOLTAGE:	12V		BKT - Black Texture BZT - Bronze Texture SL - Silver CA - Clear Anodized
WATTAGE:	35W		
SOCKET:	GY-6.35 Bi-pin porcelain socket rated 600V, 250°C 18 ga, Teflon® coated leads.		

ORDERING LOGIC:

MODEL	METAL	FINISH	
IN - 20	A - Aluminum	BK - Black BZ - Bronze WT - White BG - Beige	BKT - Black Texture BZT - Bronze Texture SL - Silver CA - Clear Anodized

ORDERING EXAMPLE: **IN - 20 - A - BK**

Excelsior Lighting, Inc.

PROJECT:

TYPE:

ST-7

MODEL ST-7 BOX MOUNT 12V 20W MR16 8W LED

Lamp	MR16 Halogen or LED
Maximum Wattage	20 watt, 8 watt LED (order separately)
Input Voltage	12V (remote transformer required)
Material	Machined Aluminum or Brass
Hardware	Stainless Steel
Finishes	Seven Polyester Powder Coat, 2 Brass
Lens	Tempered Crystalline Spread
Mounting	Junction Box - Single Gang
Socket	GY 6.35 Bi Pin Porcelain
IP Rating	66
Certification	Wet location landscape, UL1838
Wiring	12" 18 ga. Teflon Coated Leads
Weight	Aluminum: 3.0 lbs.
Warranty	Aluminum: 10 Years
Dimensions	3" x 5" x 3/8" thick (faceplate) 2 7/8" H x 4 5/8" W x 3 1/8" D (back box)
Metals	6061-T6 Aluminum or Brass



Shown in Bronze Powder Coat Finish (BZ)

ORDERING LOGIC

MODEL	ST - 7
METAL	A - Aluminum B - Brass
FINISH	BK - Black BKT - Black Texture BZ - Bronze BZT - Bronze Texture WT - White SL - Silver BG - Beige CA - Clear Anodized NT - Natural DB - Dark Bronze

ORDERING EXAMPLE:

ST - 7 - A - BK

LAMP OPTIONS (ORDER SEPARATELY)



SORAA



DAUER



BRILLIANCE

JUNCTION BOX DESIGN



Single gang, cast junction box provides wiring and lamping compartment. Cast aluminum junction box can be shipped separately for concrete pour installations if required.

ST SERIES



ST-7



ST-8



ST-9



ST-10



ST-11



ST-12



ST-13



ST-16L



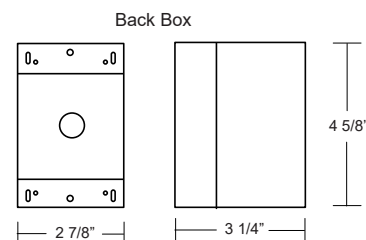
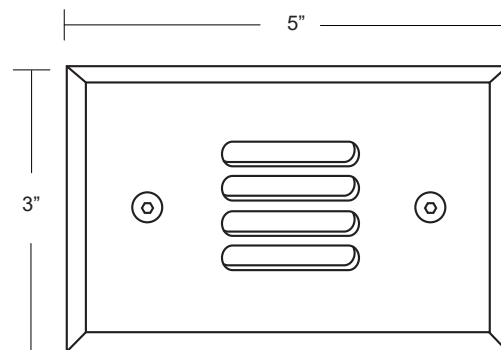
ST-17L

STEP LIGHT BOX MOUNT 12V 20W MR16 8W LED

ST-7

Specification-grade landscape lighting, wet-location luminaire for step lighting or path lighting applications.

- Machined 6061-T6 copper-free aluminum. Aluminum components are black anodized, then a polyester powder coat finish is applied. Seven standard TGIC powder coat finishes and clear anodized finish available.
- Machined brass available in two finishes.
- Remote transformer required.
- Stainless steel hardware.
- GY 6.35 bi pin porcelain socket.
- Tempered crystalline spread lens.
- High-temperature silicone O-ring seal used to seal the cap against the body.
- Molded silicone wire pass-thru attached to socket wire prevents wicking and water leaking into the lamp compartment.
- CSA & UL listed for wet location landscape use (UL1838).
- Warranty: Aluminum: 10 Years, Brass: 25 Years



SPECIFICATIONS

MODEL:	ST - 7	LAMPING:	MR16 Halogen 20W Maximum (order separately) 8W LED (order separately)
MATERIAL:	6061-T6 Aluminum or Brass	FINISHES:	BK - Black BZ - Bronze WT - White BG - Beige NT - Natural
VOLTAGE:	12V		BKT - Black Texture BZT - Bronze Texture SL - Silver CA - Clear Anodized DB - Dark Bronze
WATTAGE:	20W		
SOCKET:	GY-6.35 Bi-pin porcelain socket rated 600V, 250°C 18 ga, Teflon® coated leads.		

ORDERING LOGIC:

MODEL	METAL	FINISH
ST - 7	A - Aluminum B - Brass	BK - Black BZ - Bronze WT - White BG - Beige NT - Natural BKT - Black Texture BZT - Bronze Texture SL - Silver CA - Clear Anodized DB - Dark Bronze

ORDERING EXAMPLE: **ST - 7 - A - BK**

Excelsior Lighting, Inc.

PROJECT:

TYPE:

ST-9

MODEL ST-9 BOX MOUNT 12V 20W MR16 8W LED

Lamp	MR16 Halogen or LED
Maximum Wattage	20 watt, 8 watt LED (order separately)
Input Voltage	12V (remote transformer required)
Material	Machined Aluminum or Brass
Hardware	Stainless Steel
Finishes	Seven Polyester Powder Coat, 2 Brass
Lens	Tempered Crystalline Spread
Mounting	4/0 double-deep junction box
Socket	GY 6.35 Bi Pin Porcelain
IP Rating	66
Certification	Wet location landscape, UL1838
Wiring	12" 18 ga. Teflon Coated Leads
Weight	Aluminum: 2.0 lbs.
Warranty	Aluminum: 10 Years Brass: 25 Years
Dimensions	5" x 5" x 3/8" thick (faceplate)
Metals	6061-T6 Aluminum or Brass



Shown in Bronze Powder Coat Finish (BZ)

ORDERING LOGIC

MODEL	ST - 9
METAL	A - Aluminum B - Brass
FINISH	BK - Black BKT - Black Texture BZ - Bronze BZT - Bronze Texture WT - White SL - Silver BG - Beige CA - Clear Anodized NT - Natural DB - Dark Bronze

ORDERING EXAMPLE:

ST - 9 - A - BK

LAMP OPTIONS (ORDER SEPARATELY)



SORAA



DAUER



BRILLIANCE

JUNCTION BOX DESIGN



Double -deep, 4/0 junction box provides wiring and lamping compartment. Cast aluminum junction box can be shipped separately for concrete pour installations if required.

ST SERIES



ST-7



ST-8



ST-9



ST-10



ST-11



ST-12



ST-13



ST-16L



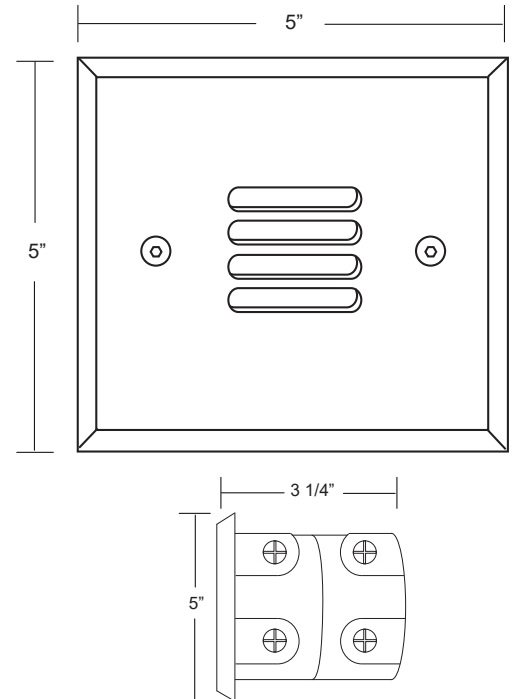
ST-17L

STEP LIGHT BOX MOUNT 12V 20W MR16 8W LED

ST-9

Specification-grade landscape lighting, wet-location luminaire for step lighting or path lighting applications.

- Machined 6061-T6 copper-free aluminum. Aluminum components are black anodized, then a polyester powder coat finish is applied. Seven standard TGIC powder coat finishes and clear anodized finish available.
- Machined brass available in two finishes.
- Remote transformer required.
- Stainless steel hardware.
- GY 6.35 bi pin porcelain socket.
- Tempered crystalline spread lens.
- 4/0 double-deep junction box.
- High-temperature silicone O-ring seal used to seal the cap against the body.
- Molded silicone wire pass-thru attached to socket wire prevents wicking and water leaking into the lamp compartment.
- CSA & UL listed for wet location landscape use (UL1838).
- Warranty: Aluminum: 10 Years, Brass: 25 Years



SPECIFICATIONS

MODEL:	ST - 9	LAMPING:	MR16 Halogen 20W Maximum (order separately) 8W LED (order separately)	
MATERIAL:	6061-T6 Aluminum or Brass	FINISHES:	BK - Black BZ - Bronze WT - White BG - Beige NT - Natural	BKT - Black Texture BZT - Bronze Texture SL - Silver CA - Clear Anodized DB - Dark Bronze
VOLTAGE:	12V			
WATTAGE:	20W			
SOCKET:	GY-6.35 Bi-pin porcelain socket rated 600V, 250°C 18 ga, Teflon® coated leads.			

ORDERING LOGIC:

MODEL	METAL	FINISH	
ST - 9	A - Aluminum	BK - Black	BKT - Black Texture
	B - Brass	BZ - Bronze	BZT - Bronze Texture
		WT - White	SL - Silver
		BG - Beige	CA - Clear Anodized
		NT - Natural	DB - Dark Bronze

ORDERING EXAMPLE: **ST - 9 - A - BK**


Excelsior Lighting, Inc.

PROJECT:

TYPE:

ST-10**MODEL ST-10 BOX MOUNT 12V 20W MR16 8W LED**

Lamp	MR16 Halogen or LED
Maximum Wattage	20 watt, 8 watt LED (order separately)
Input Voltage	12V (remote transformer required)
Material	Machined Aluminum or Brass
Hardware	Stainless Steel
Finishes	Seven Polyester Powder Coat, 2 Brass
Lens	Tempered Crystalline Spread
Mounting	4/0 double-deep junction box
Socket	GY 6.35 Bi Pin Porcelain
IP Rating	66
Certification	Wet location landscape, UL1838
Wiring	12" 18 ga. Teflon Coated Leads
Weight	Aluminum: 3.0 lbs.
Warranty	Aluminum: 10 Years Brass: 25 Years
Dimensions	5 1/2" dia. x 3/8" thick (faceplate)
Metals	6061-T6 Aluminum or Brass



Shown in Bronze Powder Coat Finish (BZ)

■ ORDERING LOGIC

MODEL	ST - 10
METAL	A - Aluminum B - Brass
FINISH	BK - Black BKT - Black Texture BZ - Bronze BZT - Bronze Texture WT - White SL - Silver BG - Beige CA - Clear Anodized NT - Natural DB - Dark Bronze

ORDERING EXAMPLE:

ST - 10 - A - BK

■ LAMP OPTIONS (ORDER SEPARATELY)



SORAA



DAUER



BRILLIANCE

■ JUNCTION BOX DESIGN



Double -deep, 4/0 junction box provides wiring and lamping compartment. Cast aluminum junction box can be shipped separately for concrete pour installations if required.

■ ST SERIES



ST-7



ST-8



ST-9



ST-10



ST-11



ST-12



ST-13



ST-16L



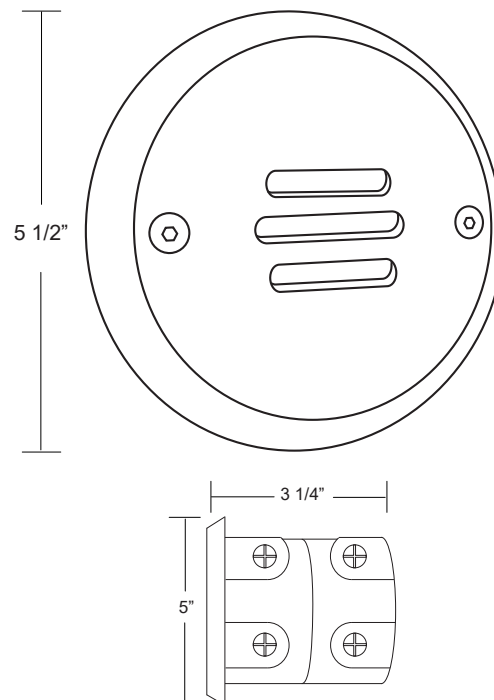
ST-17L

STEP LIGHT BOX MOUNT 12V 20W MR16 8W LED

ST-10

Specification-grade landscape lighting, wet-location luminaire for step lighting or path lighting applications.

- Machined 6061-T6 copper-free aluminum. Aluminum components are black anodized, then a polyester powder coat finish is applied. Seven standard TGIC powder coat finishes and clear anodized finish available.
- Machined brass available in two finishes.
- Remote transformer required.
- Stainless steel hardware.
- GY 6.35 bi pin porcelain socket.
- Tempered crystalline spread lens.
- 4/0 double-deep junction box.
- High-temperature silicone O-ring seal used to seal the cap against the body.
- Molded silicone wire pass-thru attached to socket wire prevents wicking and water leaking into the lamp compartment.
- CSA & UL listed for wet location landscape use (UL1838).
- Warranty: Aluminum: 10 Years, Brass: 25 Years



SPECIFICATIONS

MODEL:	ST - 10	LAMPING:	MR16 Halogen 20W Maximum (order separately) 8W LED (order separately)
MATERIAL:	6061-T6 Aluminum or Brass	FINISHES:	BK - Black BZ - Bronze WT - White BG - Beige NT - Natural
VOLTAGE:	12V		BKT - Black Texture BZT - Bronze Texture SL - Silver CA - Clear Anodized DB - Dark Bronze
WATTAGE:	20W		
SOCKET:	GY-6.35 Bi-pin porcelain socket rated 600V, 250°C 18 ga, Teflon® coated leads.		

ORDERING LOGIC:

MODEL	METAL	FINISH	
ST - 10	A - Aluminum B - Brass	BK - Black BZ - Bronze WT - White BG - Beige NT - Natural	BKT - Black Texture BZT - Bronze Texture SL - Silver CA - Clear Anodized DB - Dark Bronze

ORDERING EXAMPLE: **ST - 10 - A - BK**


Excelsior Lighting, Inc.

PROJECT:

TYPE:

ST-11**MODEL ST-11 BOX MOUNT 12V 20W MR16 8W LED**

Lamp	MR16 Halogen or LED
Maximum Wattage	20 watt, 8 watt LED (order separately)
Input Voltage	12V (remote transformer required)
Material	Machined Aluminum or Brass
Hardware	Stainless Steel
Finishes	Seven Polyester Powder Coat, 2 Brass
Lens	Tempered Linear Spread
Mounting	Junction box - single gang
Socket	GY 6.35 Bi Pin Porcelain
IP Rating	66
Certification	Wet location landscape, UL1838
Wiring	12" 18 ga. Teflon Coated Leads
Weight	Aluminum: 4.0 lbs.
Warranty	Aluminum: 10 Years Brass: 25 Years
Dimensions	3" x 5" x 1 1/2" (faceplate)
Metals	6061-T6 Aluminum or Brass



Shown in Dark Bronze Finish (DB)

■ ORDERING LOGIC

MODEL	ST - 11
METAL	A - Aluminum B - Brass
FINISH	BK - Black BKT - Black Texture BZ - Bronze BZT - Bronze Texture WT - White SL - Silver BG - Beige CA - Clear Anodized NT - Natural DB - Dark Bronze

ORDERING EXAMPLE:

ST - 11 - A - BK

■ LAMP OPTIONS (ORDER SEPARATELY)



SORAA



DAUER



BRILLIANCE

■ JUNCTION BOX DESIGN



Single gang, cast junction box provides wiring and lamping compartment. Cast aluminum junction box can be shipped separately for concrete pour installations if required.

■ ST SERIES



ST-7



ST-8



ST-9



ST-10



ST-11



ST-12



ST-13



ST-16L



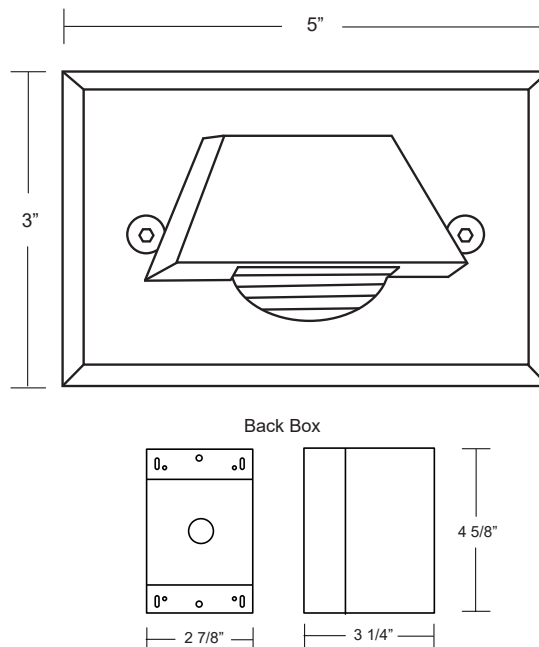
ST-17L

STEP LIGHT BOX MOUNT 12V 20W MR16 8W LED

ST-11

Specification-grade landscape lighting, wet-location luminaire for step lighting or path lighting applications.

- Machined 6061-T6 copper-free aluminum. Aluminum components are black anodized, then a polyester powder coat finish is applied. Seven standard TGIC powder coat finishes and clear anodized finish available.
- Machined brass available in two finishes.
- Remote transformer required.
- Stainless steel hardware.
- GY 6.35 bi pin porcelain socket.
- Tempered linear spread lens.
- Single gang junction box design.
- High-temperature silicone O-ring seal used to seal the cap against the body.
- Molded silicone wire pass-thru attached to socket wire prevents wicking and water leaking into the lamp compartment.
- CSA & UL listed for wet location landscape use (UL1838).
- Warranty: Aluminum: 10 Years, Brass: 25 Years



SPECIFICATIONS

MODEL:	ST - 11	LAMPING:	MR16 Halogen 20W Maximum (order separately) 8W LED (order separately)
MATERIAL:	6061-T6 Aluminum or Brass	FINISHES:	BK - Black BZ - Bronze WT - White BG - Beige NT - Natural
VOLTAGE:	12V		BKT - Black Texture BZT - Bronze Texture SL - Silver CA - Clear Anodized DB - Dark Bronze
WATTAGE:	20W		
SOCKET:	GY-6.35 Bi-pin porcelain socket rated 600V, 250°C 18 ga, Teflon® coated leads.		

ORDERING LOGIC:

MODEL	METAL	FINISH	
ST - 11	A - Aluminum B - Brass	BK - Black BZ - Bronze WT - White BG - Beige NT - Natural	BKT - Black Texture BZT - Bronze Texture SL - Silver CA - Clear Anodized DB - Dark Bronze

ORDERING EXAMPLE: **ST - 11 - A - BK**

Excelsior Lighting, Inc.

PROJECT:

TYPE:

ST-12**MODEL ST-12 BOX MOUNT 12V 20W MR16 8W LED**

Lamp	MR16 Halogen or LED
Maximum Wattage	20 watt, 8 watt LED (order separately)
Input Voltage	12V (remote transformer required)
Material	Machined Aluminum or Brass
Hardware	Stainless Steel
Finishes	Seven Polyester Powder Coat, 2 Brass
Lens	Tempered Crystalline Spread
Styles	1/2 or 3/4 eyelid
Mounting	4/0 double-deep junction box
Socket	GY 6.35 Bi Pin Porcelain
IP Rating	66
Certification	Wet location landscape, UL1838
Wiring	12" 18 ga. Teflon Coated Leads
Weight	Aluminum: 2.0 lbs.
Warranty	Aluminum: 10 Years Brass: 25 Years
Dimensions	5" dia. x 1 1/2" thick (faceplate)
Metals	6061-T6 Aluminum or Brass



Shown in Bronze Texture Powder Coat Finish (BZT)

■ ORDERING LOGIC

MODEL	ST - 12
METAL	A - Aluminum B - Brass
STYLES	1 - 1/2 Eyelid 2 - 3/4 Eyelid
FINISH	BK - Black BKT - Black Texture BZ - Bronze BZT - Bronze Texture WT - White SL - Silver BG - Beige CA - Clear Anodized NT - Natural DB - Dark Bronze

ORDERING EXAMPLE:

ST - 12 - A - 1 - BK

■ LAMP OPTIONS (ORDER SEPARATELY)



SORAA



DAUER



BRILLIANCE

■ JUNCTION BOX DESIGN



Double -deep, 4/0 junction box provides wiring and lamping compartment. Cast aluminum junction box can be shipped separately for concrete pour installations if required.

■ ST SERIES



ST-7



ST-8



ST-9



ST-10



ST-11



ST-12



ST-13



ST-16L



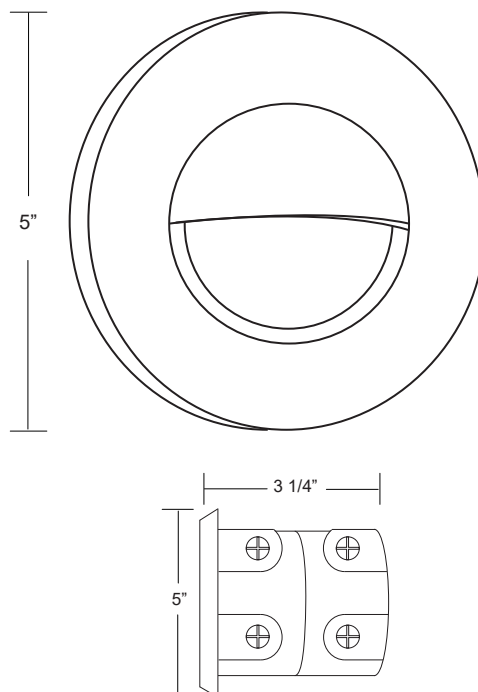
ST-17L

STEP LIGHT BOX MOUNT 12V 20W MR16 8W LED

ST-12

Specification-grade landscape lighting, wet-location luminaire for step lighting or path lighting applications.

- Machined 6061-T6 copper-free aluminum. Aluminum components are black anodized, then a polyester powder coat finish is applied. Seven standard TGIC powder coat finishes and clear anodized finish available.
- Machined brass available in two finishes.
- Remote transformer required.
- Stainless steel hardware.
- GY 6.35 bi pin porcelain socket.
- Tempered crystalline spread lens.
- Two styles: 1/2 or 3/4 eyelid.
- 4/0 double-deep junction box.
- Fully gasketed and sealed.
- CSA & UL listed for wet location landscape use (UL1838).
- Warranty: Aluminum: 10 Years, Brass: 25 Years



SPECIFICATIONS

MODEL:	ST - 12	LAMPING:	MR16 Halogen 20W Maximum (order separately) 8W LED (order separately)	
MATERIAL:	6061-T6 Aluminum or Brass	FINISHES:	BK - Black BZ - Bronze WT - White BG - Beige NT - Natural	BKT - Black Texture BZT - Bronze Texture SL - Silver CA - Clear Anodized DB - Dark Bronze
VOLTAGE:	12V			
WATTAGE:	20W			
SOCKET:	GY-6.35 Bi-pin porcelain socket rated 600V, 250°C 18 ga, Teflon® coated leads.			

ORDERING LOGIC:

MODEL	METAL	STYLES	FINISH	
ST - 12	A - Aluminum	1 - 1/2 Eyelid	BK - Black	BKT - Black Texture
	B - Brass	2 - 3/4 Eyelid	BZ - Bronze	BZT - Bronze Texture
			WT - White	SL - Silver
			BG - Beige	CA - Clear Anodized
			NT - Natural	DB - Dark Bronze

ORDERING EXAMPLE: **ST - 12 - A - 1 - BK**

Excelsior Lighting, Inc.

PROJECT:

TYPE:

ST-13**MODEL ST-13 BOX MOUNT 12V 20W MR16 8W LED**

Lamp	MR16 Halogen or LED
Maximum Wattage	20 watt, 8 watt LED (order separately)
Input Voltage	12V (remote transformer required)
Material	Machined Aluminum or Brass
Hardware	Stainless Steel
Finishes	Seven Polyester Powder Coat, 2 Brass
Lens	Tempered clear glass
Accessories	Holds three accessories (optional)
Mounting	4/0 double-deep junction box
Socket	GY 6.35 Bi Pin Porcelain
IP Rating	66
Certification	Wet location landscape, UL1838
Wiring	12" 18 ga. Teflon Coated Leads
Weight	Aluminum: 2.0 lbs.
Warranty	Aluminum: 10 Years Brass: 25 Years
Dimensions	4 1/2" dia. x 3/8" thick (faceplate)
Metals	6061-T6 Aluminum or Brass



Shown in Bronze Texture Powder Coat Finish (BZT)

■ ORDERING LOGIC

MODEL	ST - 12
METAL	A - Aluminum B - Brass
FACEPLATE	R - Round S - Square
FINISH	BK - Black BKT - Black Texture BZ - Bronze BZT - Bronze Texture WT - White SL - Silver BG - Beige CA - Clear Anodized NT - Natural DB - Dark Bronze

ORDERING EXAMPLE:

ST - 13 - A - R - BK

■ LAMP OPTIONS (ORDER SEPARATELY)



SORAA



DAUER



BRILLIANCE

■ JUNCTION BOX DESIGN



Double -deep, 4/0 junction box provides wiring and lamping compartment. Cast aluminum junction box can be shipped separately for concrete pour installations if required.

■ ST SERIES



ST-7



ST-8



ST-9



ST-10



ST-11



ST-12



ST-13



ST-16L



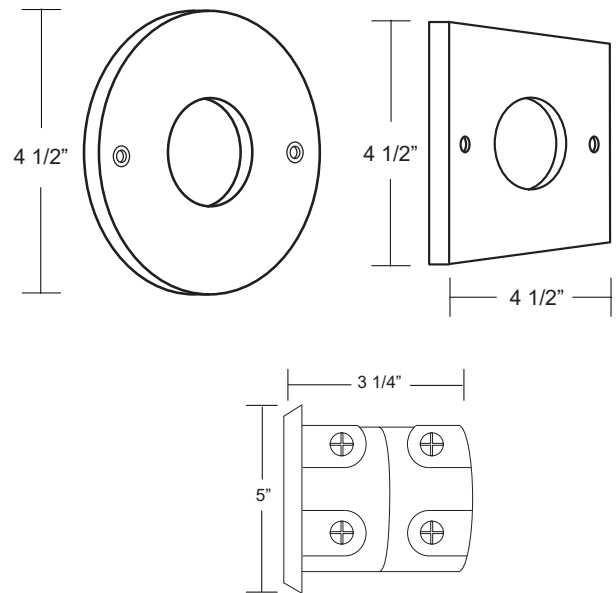
ST-17L

STEP LIGHT BOX MOUNT 12V 20W MR16 8W LED

ST-13

Specification-grade landscape lighting, wet-location luminaire for step lighting or path lighting applications.

- Machined 6061-T6 copper-free aluminum. Aluminum components are black anodized, then a polyester powder coat finish is applied. Seven standard TGIC powder coat finishes and clear anodized finish available.
- Machined brass available in two finishes.
- Remote transformer required.
- Stainless steel hardware.
- GY 6.35 bi pin porcelain socket.
- Tempered clear lens.
- Available with round or square faceplate.
- 4/0 double-deep junction box.
- Fully gasketed and sealed.
- CSA & UL listed for wet location landscape use (UL1838).
- Warranty: Aluminum: 10 Years, Brass: 25 Years



SPECIFICATIONS

MODEL:	ST - 13	LAMPING:	MR16 Halogen 20W Maximum (order separately) 8W LED (order separately)	
MATERIAL:	6061-T6 Aluminum or Brass	FINISHES:	BK - Black BZ - Bronze WT - White BG - Beige NT - Natural	BKT - Black Texture BZT - Bronze Texture SL - Silver CA - Clear Anodized DB - Dark Bronze
VOLTAGE:	12V			
WATTAGE:	20W			
SOCKET:	GY-6.35 Bi-pin porcelain socket rated 600V, 250°C 18 ga, Teflon® coated leads.			

ORDERING LOGIC:

MODEL	METAL	FACEPLATE	FINISH	
ST - 13	A - Aluminum	R - Round	BK - Black	BKT - Black Texture
	B - Brass	S - Square	BZ - Bronze	BZT - Bronze Texture
			WT - White	SL - Silver
			BG - Beige	CA - Clear Anodized
			NT - Natural	DB - Dark Bronze

ORDERING EXAMPLE: **ST - 13 - A - R - BK**

Excelsior Lighting, Inc.

PROJECT:

TYPE:

WA - 1**MODEL WA-1 12V 50W MR16 8W LED**

Lamp	MR16 Halogen or LED
Maximum Wattage	50 watt, 8 watt LED (order separately)
Input Voltage	12V (remote transformer required)
Material	Machined Aluminum
Hardware	Stainless Steel
Finishes	Seven Polyester Powder Coat
Lens	Tempered clear glass
Cap Accessories	Holds three accessories (optional)
Mounting	Three plate options
Socket	GY 6.35 Bi Pin Porcelain
IP Rating	66
Certification	Wet location landscape, UL2108
Wiring	10" 18 ga. Teflon Coated
Weight	1.9 lbs.
Warranty	10 Years
Dimensions	2 3/8" dia. x 4 3/4" overall
Metals	6061-T6 Aluminum



Shown in Bronze Texture Powder Coat Finish (BZT)

■ ORDERING LOGIC

MODEL	WA - 1
METAL	A - Aluminum
MOUNTING PLATE	1 - 4/0 Round 2 - 4/0 Square 3 - 3/0 Round
FINISH	BK - Black BKT - Black Texture BZ - Bronze BZT - Bronze Texture WT - White SL - Silver BG - Beige CA - Clear Anodized

ORDERING EXAMPLE:

WA - 1 - A - 1 - BK

■ MOUNTING PLATE OPTIONS




4/0 ROUND 4/0 SQUARE 3/0 ROUND

■ LAMP OPTIONS (ORDER SEPARATELY)



SORAA DAUER BRILLIANCE

■ WA SERIES



WA-1 WA-2 WA-3 WA-4 WA-5 WA-6

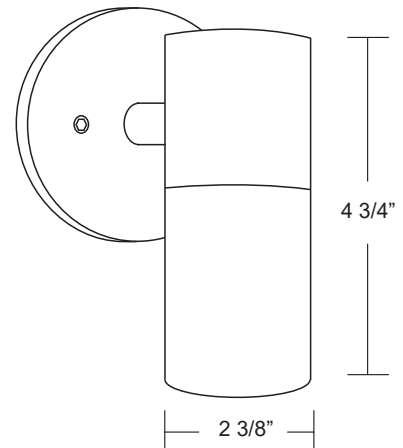
WA-18 WA-19 WA-20

WALL MOUNT LIGHT 12V 50W MR16 8W LED

WA - 1

Specification-grade wet-location luminaire for wall mount applications.

- Machined 6061-T6 copper-free aluminum. Aluminum components are black anodized, then a polyester powder coat finish is applied. Seven standard TGIC powder coat finishes and clear anodized finish available.
- Remote transformer required.
- Stainless steel hardware.
- 10" 18 ga. Teflon coated wire leads.
- GY 6.35 bi pin porcelain socket.
- Flush lens cap, holds 2 lens accessories.
- Clear tempered borosilicate glass, glued in.
- Three mounting plate options available.
- High-temperature silicone O-ring seal used to seal the cap against the body.
- Molded silicone wire pass-thru attached to socket wire prevents wicking and water leaking into the lamp compartment.
- CSA & UL listed for wet location landscape use (UL2108).
- Warranty: 10 Years



SPECIFICATIONS

MODEL:	WA - 1	LAMPING:	MR16 Halogen 50W Maximum (order separately) 8W LED (order separately)	
MATERIAL:	6061-T6 Aluminum	FINISHES:	BK - Black	BKT - Black Texture
VOLTAGE:	12V		BZ - Bronze	BZT - Bronze Texture
WATTAGE:	50W		WT - White	SL - Silver
SOCKET:	GY-6.35 Bi-pin porcelain socket rated 600V, 250°C 18 ga, Teflon® coated leads.		BG - Beige	CA - Clear Anodized

ORDERING LOGIC:

MODEL	METAL	MOUNTING PLATE	FINISH	
WA - 1	A - Aluminum	1 - 4/0 Round	BK - Black	BKT - Black Texture
		2 - 4/0 Square	BZ - Bronze	BZT - Bronze Texture
		3 - 3/0 Round	WT - White	SL - Silver
			BG - Beige	CA - Clear Anodized

ORDERING EXAMPLE: **WA - 1 - A - 1 - BK**

Excelsior Lighting, Inc.

PROJECT:

TYPE:

WA - 2**MODEL WA-2 12V 50W MR16 8W LED**

Lamp	MR16 Halogen or LED
Maximum Wattage	50 watt, 8 watt LED (order separately)
Input Voltage	12V (remote transformer required)
Material	Machined Aluminum
Hardware	Stainless Steel
Finishes	Seven Polyester Powder Coat
Lens	Tempered clear glass
Cap Accessories	Holds three accessories (optional)
Mounting	Three plate options
Socket	GY 6.35 Bi Pin Porcelain
IP Rating	66
Certification	Wet location landscape, UL2108
Wiring	10" 18 ga. Teflon Coated
Weight	1.9 lbs.
Warranty	10 Years
Dimensions	2 3/8" dia. x 5 1/2" overall
Metals	6061-T6 Aluminum



Shown in Bronze Texture Powder Coat Finish (BZT)

■ ORDERING LOGIC

MODEL	WA - 2
METAL	A - Aluminum
MOUNTING PLATE	1 - 4/0 Round 2 - 4/0 Square 3 - 3/0 Round
FINISH	BK - Black BKT - Black Texture BZ - Bronze BZT - Bronze Texture WT - White SL - Silver BG - Beige CA - Clear Anodized

ORDERING EXAMPLE:

WA - 2 - A - 1 - BK

■ MOUNTING PLATE OPTIONS




4/0 ROUND 4/0 SQUARE 3/0 ROUND

■ LAMP OPTIONS (ORDER SEPARATELY)



SORAA DAUER BRILLIANCE

■ WA SERIES



WA - 1 WA - 2 WA - 3 WA - 4 WA - 5 WA - 6

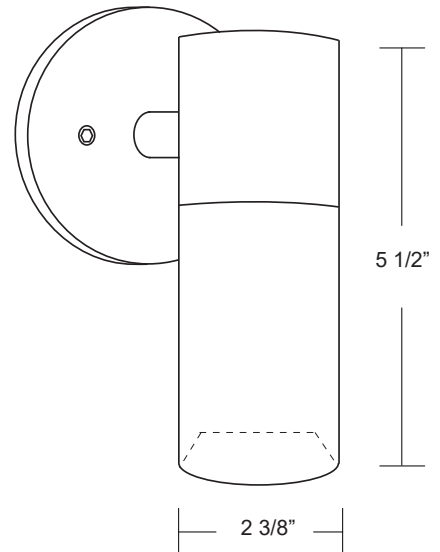
WA - 18 WA - 19 WA - 20

WALL MOUNT LIGHT 12V 50W MR16 8W LED

WA - 2

Specification-grade wet-location luminaire for wall mount applications.

- Machined 6061-T6 copper-free aluminum. Aluminum components are black anodized, then a polyester powder coat finish is applied. Seven standard TGIC powder coat finishes and clear anodized finish available.
- Remote transformer required.
- Stainless steel hardware.
- 10" 18 ga. Teflon coated wire leads.
- GY 6.35 bi pin porcelain socket.
- 1" regress lens cap, holds 2 lens accessories.
- Clear tempered borosilicate glass, glued in.
- Three mounting plate options available.
- High-temperature silicone O-ring seal used to seal the cap against the body.
- Molded silicone wire pass-thru attached to socket wire prevents wicking and water leaking into the lamp compartment.
- CSA & UL listed for wet location landscape use (UL2108).
- Warranty: 10 Years



SPECIFICATIONS

MODEL:	WA - 2	LAMPING:	MR16 Halogen 50W Maximum (order separately) 8W LED (order separately)	
MATERIAL:	6061-T6 Aluminum	FINISHES:	BK - Black	BKT - Black Texture
VOLTAGE:	12V		BZ - Bronze	BZT - Bronze Texture
WATTAGE:	50W		WT - White	SL - Silver
SOCKET:	GY-6.35 Bi-pin porcelain socket rated 600V, 250°C 18 ga, Teflon® coated leads.		BG - Beige	CA - Clear Anodized

ORDERING LOGIC:

MODEL	METAL	MOUNTING PLATE	FINISH	
WA - 2	A - Aluminum	1 - 4/0 Round	BK - Black	BKT - Black Texture
		2 - 4/0 Square	BZ - Bronze	BZT - Bronze Texture
		3 - 3/0 Round	WT - White	SL - Silver
			BG - Beige	CA - Clear Anodized

ORDERING EXAMPLE: **WA - 2 - A - 1 - BK**

Excelsior Lighting, Inc.

PROJECT:

TYPE:

WA - 20**MODEL WA-20 12V 75W MR16 9W LED**

Lamp	MR16 Halogen or LED
Maximum Wattage	75 watt, 9 watt LED (order separately)
Input Voltage	12V (remote transformer required)
Material	Machined Aluminum
Hardware	Stainless Steel
Finishes	Seven Polyester Powder Coat
Lens	Tempered clear glass
Cap Accessories	Holds two accessories (optional)
Mounting	Three plate options
Socket	GY 6.35 Bi Pin Porcelain
IP Rating	66
Certification	Wet location landscape, UL2108
Wiring	10" 18 ga. Teflon Coated
Weight	2.1 lbs.
Warranty	10 Years
Dimensions	3" dia. x 6 1/4" overall
Metals	6061-T6 Aluminum



Shown in Bronze Texture Powder Coat Finish (BZT)


■ ORDERING LOGIC

MODEL	WA - 20
METAL	A - Aluminum
MOUNTING PLATE	1 - 4/0 Round 2 - 4/0 Square 3 - 3/0 Round
FINISH	BK - Black BKT - Black Texture BZ - Bronze BZT - Bronze Texture WT - White SL - Silver BG - Beige CA - Clear Anodized

ORDERING EXAMPLE:

WA - 20 - A - 1 - BK

■ MOUNTING PLATE OPTIONS



4/0 ROUND 4/0 SQUARE 3/0 ROUND

■ LAMP OPTIONS (ORDER SEPARATELY)



SORAA (9W)

■ WA SERIES



WA-1 WA-2 WA-3 WA-4 WA-5 WA-6



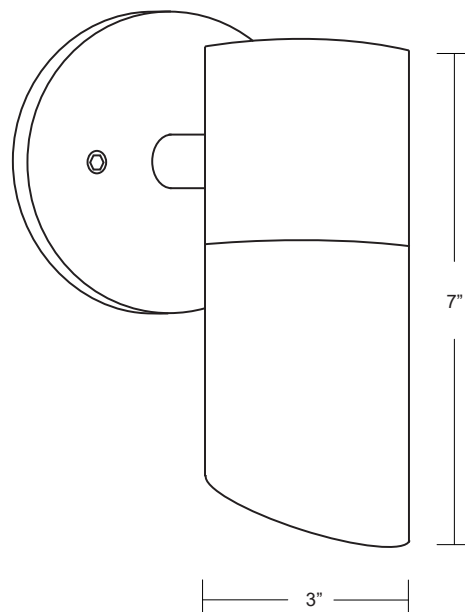
WA-18 WA-19 WA-20

WALL MOUNT LIGHT 12V 75W MR16 9W LED

WA - 20

Specification-grade wet-location luminaire for wall mount applications.

- Machined 6061-T6 copper-free aluminum. Aluminum components are black anodized, then a polyester powder coat finish is applied. Seven standard TGIC powder coat finishes and clear anodized finish available.
- Remote transformer required.
- Stainless steel hardware.
- 10" 18 ga. Teflon coated wire leads.
- GY 6.35 bi pin porcelain socket.
- Angled lens cap, holds 2 lens accessories.
- Clear tempered borosilicate glass, glued in.
- Three mounting plate options available.
- Junction box mount design.
- High-temperature silicone O-ring seal used to seal the cap against the body.
- Molded silicone wire pass-thru attached to socket wire prevents wicking and water leaking into the lamp compartment.
- CSA & UL listed for wet location landscape use (UL2108).
- Warranty: 10 Years



SPECIFICATIONS

MODEL:	WA - 20	LAMPING:	MR16 Halogen 75W Maximum (order separately) 9W LED (order separately)	
MATERIAL:	6061-T6 Aluminum	FINISHES:	BK - Black BZ - Bronze WT - White BG - Beige	BKT - Black Texture BZT - Bronze Texture SL - Silver CA - Clear Anodized
VOLTAGE:	12V			
WATTAGE:	75W			
SOCKET:	GY-6.35 Bi-pin porcelain socket rated 600V, 250°C 18 ga, Teflon® coated leads.			

ORDERING LOGIC:

MODEL	METAL	MOUNTING PLATE	FINISH	
WA - 20	A - Aluminum	1 - 4/0 Round	BK - Black	BKT - Black Texture
		2 - 4/0 Square	BZ - Bronze	BZT - Bronze Texture
		3 - 3/0 Round	WT - White	SL - Silver
			BG - Beige	CA - Clear Anodized

ORDERING EXAMPLE: **WA - 20 - A - 1 - BK**

Excelsior Lighting, Inc.

PROJECT:

TYPE:

WA - 7

MODEL WA-7 12V 35W MR16 8W LED

Lamp	MR16 Halogen or LED
Maximum Wattage	35 watt, 8 watt LED (X2)(order separately)
Input Voltage	12V (remote transformer required)
Material	Machined Aluminum
Hardware	Stainless Steel
Finishes	Seven Polyester Powder Coat
Lens	Tempered clear glass
Cap Accessories	Holds three accessories (optional)
Mounting	Three plate options
Socket	GY 6.35 Bi Pin Porcelain
IP Rating	66
Certification	Wet location landscape, UL2108
Wiring	10" 18 ga. Teflon Coated
Weight	1.9 lbs.
Warranty	10 Years
Dimensions	2 3/8" dia. x 8 1/2" overall
Metals	6061-T6 Aluminum



Shown in Bronze Texture Powder Coat Finish (BZT)


■ ORDERING LOGIC

MODEL	WA - 7
METAL	A - Aluminum
MOUNTING PLATE	1 - 4/0 Round 2 - 4/0 Square 3 - 3/0 Round
FINISH	BK - Black BKT - Black Texture BZ - Bronze BZT - Bronze Texture WT - White SL - Silver BG - Beige CA - Clear Anodized

ORDERING EXAMPLE:

WA - 7 - A - 1 - BK

■ MOUNTING PLATE OPTIONS



4/0 ROUND 4/0 SQUARE 3/0 ROUND

■ LAMP OPTIONS (ORDER SEPARATELY)



SORAA DAUER BRILLIANCE

■ WA DUAL SERIES



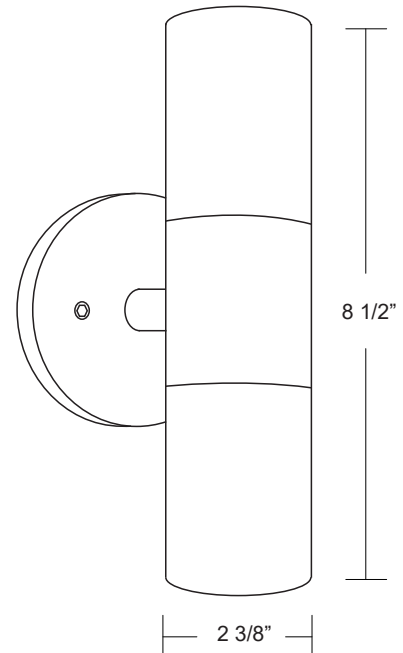
WA-7 WA-8 WA-10 WA-12 WA-33 WA-34 WA-35

DUAL WALL MOUNT LIGHT 12V 35W MR16 8W LED

WA - 7

Specification-grade wet-location luminaire for wall mount applications.

- Machined 6061-T6 copper-free aluminum. Aluminum components are black anodized, then a polyester powder coat finish is applied. Seven standard TGIC powder coat finishes and clear anodized finish available.
- Remote transformer required.
- Stainless steel hardware.
- 10" 18 ga. Teflon coated wire leads.
- GY 6.35 bi pin porcelain socket.
- Flush lens cap, holds 3 lens accessories.
- Clear tempered borosilicate glass, glued in.
- Three mounting plate options available.
- High-temperature silicone O-ring seal used to seal the cap against the body.
- Molded silicone wire pass-thru attached to socket wire prevents wicking and water leaking into the lamp compartment.
- CSA & UL listed for wet location landscape use (UL2108).
- Warranty: 10 Years



SPECIFICATIONS

MODEL:	WA - 7	LAMPING:	MR16 Halogen 35W Maximum (X2)(order separately) 8W LED (X2)(order separately)	
MATERIAL:	6061-T6 Aluminum	FINISHES:	BK - Black BZ - Bronze WT - White BG - Beige	BKT - Black Texture BZT - Bronze Texture SL - Silver CA - Clear Anodized
VOLTAGE:	12V			
WATTAGE:	35W (X2)			
SOCKET:	GY-6.35 Bi-pin porcelain socket rated 600V, 250°C 18 ga, Teflon® coated leads.			

ORDERING LOGIC:

MODEL	METAL	MOUNTING PLATE	FINISH	
WA - 7	A - Aluminum	1 - 4/0 Round	BK - Black	BKT - Black Texture
		2 - 4/0 Square	BZ - Bronze	BZT - Bronze Texture
		3 - 3/0 Round	WT - White	SL - Silver
			BG - Beige	CA - Clear Anodized

ORDERING EXAMPLE: **WA - 7 - A - 1 - BK**

Excelsior Lighting, Inc.

PROJECT:

TYPE:

WA - 25**MODEL WA-25 120V 50W MR16 8W LED**

Lamp	MR16 Halogen or LED
Maximum Wattage	50 watt, 8 watt LED (order separately)
Input Voltage	120V
Material	Machined Aluminum
Hardware	Stainless Steel
Finishes	Seven Polyester Powder Coat
Lens	Tempered clear glass
Cap Accessories	Holds two accessories (optional)
Mounting	Three plate options
Socket	GU10 porcelain
IP Rating	66
Certification	Wet location landscape, UL2108
Wiring	10" 18 ga. Teflon Coated
Weight	2.1 lbs.
Warranty	10 Years
Dimensions	3" dia. x 7" overall
Metals	6061-T6 Aluminum



Shown in Bronze Texture Powder Coat Finish (BZT)

■ ORDERING LOGIC

MODEL	WA - 25
METAL	A - Aluminum
MOUNTING PLATE	1 - 4/0 Round 2 - 4/0 Square 3 - 3/0 Round
FINISH	BK - Black BKT - Black Texture BZ - Bronze BZT - Bronze Texture WT - White SL - Silver BG - Beige CA - Clear Anodized

ORDERING EXAMPLE:

WA - 25 - A - 1 - BK

■ MOUNTING PLATE OPTIONS



4/0 ROUND 4/0 SQUARE 3/0 ROUND

■ LAMP OPTIONS (ORDER SEPARATELY)



SORAA BRILLIANCE

■ WA 120V SERIES



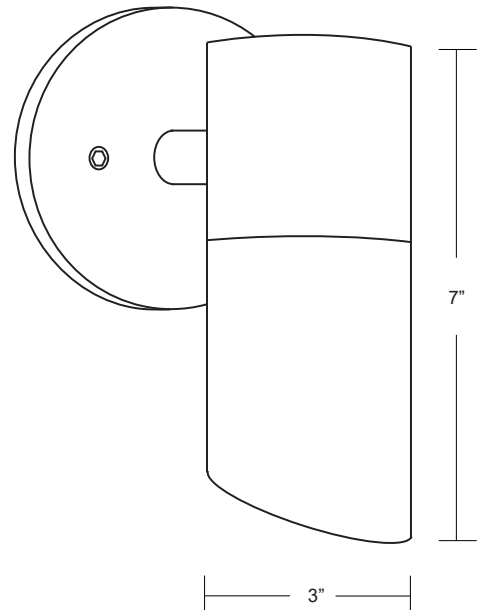
WA-23 WA-24 WA-25

WALL MOUNT LIGHT 120V 50W MR16 8W LED

WA - 25

Specification-grade wet-location luminaire for wall mount applications.

- Machined 6061-T6 copper-free aluminum. Aluminum components are black anodized, then a polyester powder coat finish is applied. Seven standard TGIC powder coat finishes and clear anodized finish available.
- Stainless steel hardware.
- 10" 18 ga. Teflon coated wire leads.
- GY 6.35 bi pin porcelain socket.
- Angled lens cap, holds 2 lens accessories.
- Clear tempered borosilicate glass, glued in.
- Three mounting plate options available.
- Junction box mount design.
- High-temperature silicone O-ring seal used to seal the cap against the body.
- Molded silicone wire pass-thru attached to socket wire prevents wicking and water leaking into the lamp compartment.
- CSA & UL listed for wet location landscape use (UL2108).
- Warranty: 10 Years



SPECIFICATIONS

MODEL:	WA - 25	LAMPING:	MR16 Halogen 50W Maximum (order separately) 8W LED (order separately)	
MATERIAL:	6061-T6 Aluminum	FINISHES:	BK - Black	BKT - Black Texture
VOLTAGE:	120V		BZ - Bronze	BZT - Bronze Texture
WATTAGE:	50W		WT - White	SL - Silver
SOCKET:	GU10 porcelain socket rated 600V, 250°C 18 ga, Teflon® coated leads.		BG - Beige	CA - Clear Anodized

ORDERING LOGIC:

MODEL	METAL	MOUNTING PLATE	FINISH	
WA - 25	A - Aluminum	1 - 4/0 Round	BK - Black	BKT - Black Texture
		2 - 4/0 Square	BZ - Bronze	BZT - Bronze Texture
		3 - 3/0 Round	WT - White	SL - Silver
			BG - Beige	CA - Clear Anodized

ORDERING EXAMPLE: **WA - 25 - A - 1 - BK**

Excelsior Lighting, Inc.

PROJECT:

TYPE:

SI - 1**MODEL SI-1 12V 50W MR16 8W LED**

Lamp	MR16 Halogen or LED
Maximum Wattage	50 watt, 8 watt LED (order separately)
Input Voltage	12V (remote transformer required)
Material	Machined Aluminum
Hardware	Stainless Steel
Finishes	Seven Polyester Powder Coat
Lens	Tempered clear glass, flush lens
Mounting	4/0 or 3/0 junction covers
Stem Length	12", 18", 24", 30", 36", 42", or 48"
Socket	GY 6.35 Bi Pin porcelain
IP Rating	66
Certification	Wet location landscape, UL2108
Wiring	2 ft. 16/2 low voltage cable
Weight	2.4 lbs.
Warranty	10 Years
Dimensions	2 3/8" dia. x 5" (fixture)
Metals	6061-T6 Aluminum



Shown in Bronze Powder Coat Finish (BZ)

■ ORDERING LOGIC

MODEL	SI - 1	
METAL	A - Aluminum	
MOUNTING PLATE	1 - 4/0 Round	
	2 - 4/0 Square	
	3 - 3/0 Round	
STEM LENGTH	12 - 12"	36 - 36"
	18 - 18"	42 - 42"
	24 - 24"	48 - 48"
	30 - 30"	
FINISH	BK - Black	BKT - Black Texture
	BZ - Bronze	BZT - Bronze Texture
	WT - White	SL - Silver
	BG - Beige	CA - Clear Anodized

ORDERING EXAMPLE:

SI - 1 - A - 1 - 24 - BK

■ MOUNTING PLATE OPTIONS



4/0 ROUND 4/0 SQUARE 3/0 ROUND

■ LAMP OPTIONS (ORDER SEPARATELY)



SORAA DAUER BRILLIANCE

■ MT-44 BOX (ORDER SEPARATELY)



Made for surface mount applications the MT-44 fits standard 4/0 junction boxes and holds the TR-6 transformer for low voltage fixtures.

■ SI SERIES



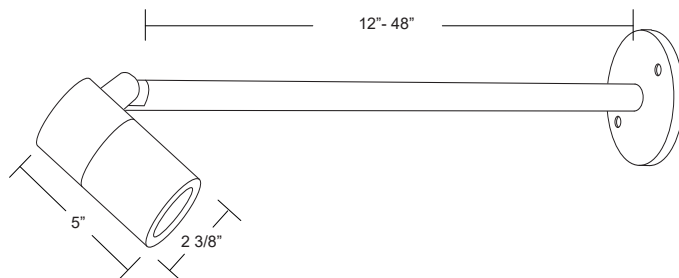
SI-1

SI-10

SI-15

Specification-grade wet-location luminaire for sign lighting applications.

- Machined 6061-T6 copper-free aluminum. Aluminum components are black anodized, then a polyester powder coat finish is applied. Seven standard TGIC powder coat finishes and clear anodized finish available.
- Remote transformer required.
- Stainless steel hardware.
- Flush cap for wide distribution, holds 3 lens accessories.
- Tempered clear glass glued in.
- Three mounting plate options available.
- Junction box mount design.
- Available lengths: 12", 18", 24", 30", 36", 42" or 48".
- High-temperature silicone O-ring seal used to seal the cap against the body.
- Molded silicone wire pass-thru attached to socket wire prevents wicking and water leaking into the lamp compartment.
- CSA & UL listed for wet location landscape use (UL2108).
- Warranty: 10 Years



SPECIFICATIONS

MODEL:	SI - 1	LAMPING:	MR16 Halogen 50W Maximum (order separately) 8W LED (order separately)	
MATERIAL:	6061-T6 Aluminum	FINISHES:	BK - Black BZ - Bronze WT - White BG - Beige	BKT - Black Texture BZT - Bronze Texture SL - Silver CA - Clear Anodized
VOLTAGE:	12V			
WATTAGE:	50W			
SOCKET:	GY 6.35 Bi Pin porcelain socket rated 600V, 250°C 18 ga, Teflon® coated leads.			

ORDERING LOGIC:

MODEL	METAL	MOUNTING PLATE	STEM LENGTH		FINISH	
SI - 1	A - Aluminum	1 - 4/0 Round	12 - 12"	36 - 36"	BK - Black	BKT - Black Texture
		2 - 4/0 Square	18 - 18"	42 - 42"	BZ - Bronze	BZT - Bronze Texture
		3 - 3/0 Round	24 - 24"	48 - 48"	WT - White	SL - Silver
			30 - 30"		BG - Beige	CA - Clear Anodized

ORDERING EXAMPLE: **SI - 1 - A - 1 - 24 - BK**

Excelsior Lighting, Inc.

PROJECT:

TYPE:

SI-10**MODEL SI-10 12V 50W MR16 8W LED**

Lamp	MR16 Halogen or LED
Maximum Wattage	50 watt, 8 watt LED (order separately)
Input Voltage	12V (remote transformer required)
Material	Machined Aluminum
Hardware	Stainless Steel
Finishes	Seven Polyester Powder Coat
Lens	Tempered clear glass, flush lens
Mounting	4/0 or 3/0 junction covers
Stem Length	12", 18", 24", 30", 36", 42", or 48"
Socket	GY 6.35 Bi Pin porcelain
IP Rating	66
Certification	Wet location landscape, UL2108
Wiring	2 ft. 16/2 low voltage cable
Weight	2.4 lbs.
Warranty	10 Years
Dimensions	2 3/8" dia. x 4" (fixture)
Metals	6061-T6 Aluminum



Shown in Black Powder Coat Finish (BK)

■ ORDERING LOGIC

MODEL	SI - 10	
METAL	A - Aluminum	
MOUNTING PLATE	1 - 4/0 Round 2 - 4/0 Square 3 - 3/0 Round	
STEM LENGTH	12 - 12" 18 - 18" 24 - 24" 30 - 30"	36 - 36" 42 - 42" 48 - 48"
FINISH	BK - Black BZ - Bronze WT - White BG - Beige	BKT - Black Texture BZT - Bronze Texture SL - Silver CA - Clear Anodized

ORDERING EXAMPLE:

SI - 10 - A - 1 - 24 - BK

■ MOUNTING PLATE OPTIONS



4/0 ROUND 4/0 SQUARE 3/0 ROUND

■ LAMP OPTIONS (ORDER SEPARATELY)



SORAA DAUER BRILLIANCE

■ MT-44 BOX (ORDER SEPARATELY)



Made for surface mount applications the MT-44 fits standard 4/0 junction boxes and holds the TR-6 transformer for low voltage fixtures.

■ SI SERIES



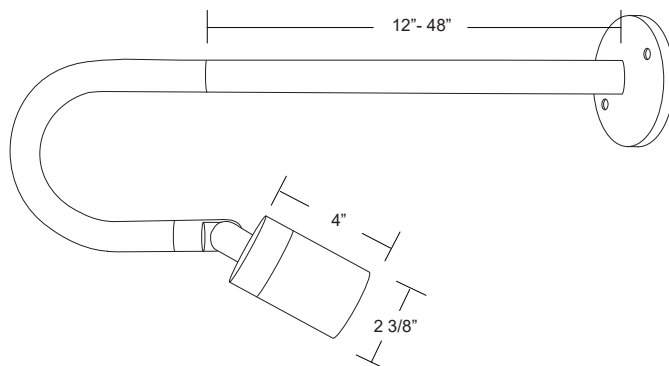
SI-1

SI-10

SI-15

Specification-grade wet-location luminaire for sign lighting applications.

- Machined 6061-T6 copper-free aluminum. Aluminum components are black anodized, then a polyester powder coat finish is applied. Seven standard TGIC powder coat finishes and clear anodized finish available.
- Remote transformer required.
- Stainless steel hardware.
- Flush cap for wide distribution, holds 3 lens accessories.
- Tempered clear glass glued in.
- Three mounting plate options available.
- Junction box mount design.
- Available lengths: 12", 18", 24", 30", 36", 42" or 48".
- High-temperature silicone O-ring seal used to seal the cap against the body.
- Molded silicone wire pass-thru attached to socket wire prevents wicking and water leaking into the lamp compartment.
- CSA & UL listed for wet location landscape use (UL2108).
- Warranty: 10 Years



SPECIFICATIONS

MODEL:	SI - 10	LAMPING:	MR16 Halogen 50W Maximum (order separately) 8W LED (order separately)	
MATERIAL:	6061-T6 Aluminum	FINISHES:	BK - Black BZ - Bronze WT - White BG - Beige	BKT - Black Texture BZT - Bronze Texture SL - Silver CA - Clear Anodized
VOLTAGE:	12V			
WATTAGE:	50W			
SOCKET:	GY 6.35 Bi Pin porcelain socket rated 600V, 250°C 18 ga, Teflon® coated leads.			

ORDERING LOGIC:

MODEL	METAL	MOUNTING PLATE	STEM LENGTH		FINISH	
SI - 10	A - Aluminum	1 - 4/0 Round	12 - 12"	36 - 36"	BK - Black	BKT - Black Texture
		2 - 4/0 Square	18 - 18"	42 - 42"	BZ - Bronze	BZT - Bronze Texture
		3 - 3/0 Round	24 - 24"	48 - 48"	WT - White	SL - Silver
			30 - 30"		BG - Beige	CA - Clear Anodized

ORDERING EXAMPLE: **SI - 10 - A - 1 - 24 - BK**

Excelsior Lighting, Inc.

PROJECT:

TYPE:

SI-15**MODEL SI-15 12V 35W MR16 8W LED**

Lamp	MR16 Halogen or LED
Maximum Wattage	35 watt, 8 watt LED (dual)(order separately)
Input Voltage	12V (remote transformer required)
Material	Machined Aluminum
Hardware	Stainless Steel
Finishes	Seven Polyester Powder Coat
Knuckle	Tapered & positive locking
Lens	Tempered clear glass, flush lens
Mounting	4/0 or 3/0 junction covers
Stem Length	12", 18", 24", 30", 36", 42", or 48"
Socket	GY 6.35 Bi Pin porcelain
IP Rating	66
Wiring	2 ft. 16/2 low voltage cable
Weight	6.5 lbs.
Warranty	10 Years
Dimensions	2 3/8" dia. x 5" (fixtures) 1" dia. stem
Metals	6061-T6 Aluminum



Shown in White Powder Coat Finish (WT)

■ ORDERING LOGIC

MODEL	SI - 15	
METAL	A - Aluminum	
MOUNTING PLATE	1 - 4/0 Round	
	2 - 4/0 Square	
	3 - 3/0 Round	
FIXTURE SPACING	9 - 9"	13 - 13"
	11 - 11"	19 - 19"
STEM LENGTH	12 - 12"	36 - 36"
	18 - 18"	42 - 42"
	24 - 24"	48 - 48"
	30 - 30"	
FINISH	BK - Black	BKT - Black Texture
	BZ - Bronze	BZT - Bronze Texture
	WT - White	SL - Silver
	BG - Beige	CA - Clear Anodized

ORDERING EXAMPLE:

SI - 15 - A - 1 - 9 - 24 - BK

■ MOUNTING PLATE OPTIONS



4/0 ROUND 4/0 SQUARE 3/0 ROUND

■ LAMP OPTIONS (ORDER SEPARATELY)



SORAA DAUER BRILLIANCE

■ MT-44 BOX (ORDER SEPARATELY)



Made for surface mount applications the MT-44 fits standard 4/0 junction boxes and holds the TR-6 transformer for low voltage fixtures.

■ SI SERIES



SI-1

SI-10

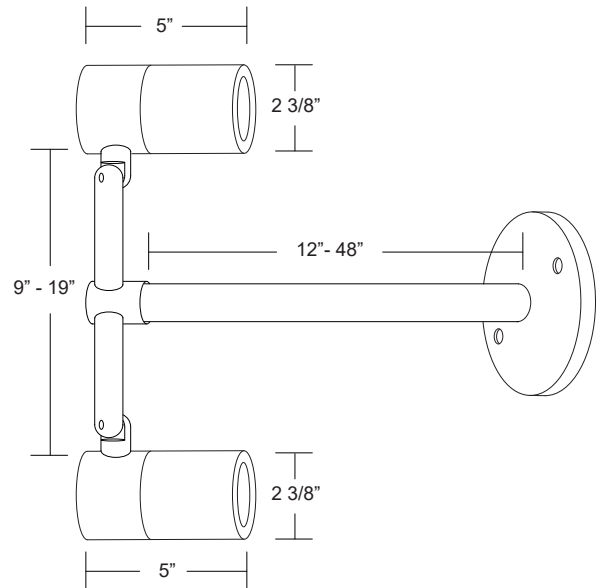
SI-15

DUAL SIGN LIGHT 12V 35W MR16 8W LED

SI-15

Specification-grade wet-location luminaire for sign lighting applications.

- Machined 6061-T6 copper-free aluminum. Aluminum components are black anodized, then a polyester powder coat finish is applied. Seven standard TGIC powder coat finishes and clear anodized finish available.
- Remote transformer required.
- Stainless steel hardware.
- Flush caps for wide distribution, hold 3 lens accessories.
- Tempered clear glass glued in.
- Three mounting plate options available.
- Junction box mount design.
- Available lengths: 12", 18", 24", 30", 36", 42" or 48".
- High-temperature silicone O-ring seal used to seal the cap against the body.
- Molded silicone wire pass-thru attached to socket wire prevents wicking and water leaking into the lamp compartment.
- CSA & UL listed for wet location landscape use (UL2108).
- Warranty: 10 Years



SPECIFICATIONS

MODEL:	SI - 15	LAMPING:	MR16 Halogen 35W Maximum (X2)(order separately) 8W LED (X2)(order separately)	
MATERIAL:	6061-T6 Aluminum	FINISHES:	BK - Black BZ - Bronze WT - White BG - Beige	BKT - Black Texture BZT - Bronze Texture SL - Silver CA - Clear Anodized
VOLTAGE:	12V			
WATTAGE:	35W (X2)			
SOCKET:	GY 6.35 Bi Pin porcelain socket rated 600V, 250°C 18 ga, Teflon® coated leads.			

ORDERING LOGIC:

MODEL	METAL	MOUNTING PLATE	FIXTURE SPACING	STEM LENGTH		FINISH	
SI - 15	A - Aluminum	1 - 4/0 Round	9 - 9"	12 - 12"	36 - 36"	BK - Black	BKT - Black Texture
		2 - 4/0 Square	11 - 11"	18 - 18"	42 - 42"	BZ - Bronze	BZT - Bronze Texture
		3 - 3/0 Round	13 - 13"	24 - 24"	48 - 48"	WT - White	SL - Silver
			19 - 19"	30 - 30"		BG - Beige	CA - Clear Anodized

ORDERING EXAMPLE: **SI - 15 - A - 1 - 9 - 24 - BK**

Excelsior Lighting, Inc.

PROJECT:

TYPE:

SI - 23**MODEL SI-23 120V 50W MR16 8W LED**

Lamp	MR16 Halogen or LED
Maximum Wattage	50 watt, 8 watt LED (order separately)
Input Voltage	120V
Material	Machined Aluminum
Hardware	Stainless Steel
Finishes	Seven Polyester Powder Coat
Knuckle	Tapered & positive locking
Lens	Tempered clear glass, flush lens
Mounting	4/0 or 3/0 junction covers
Stem Length	12", 18", 24", 30", 36", 42", or 48"
Socket	GU10 porcelain
IP Rating	66
Wiring	10" 18 ga. Teflon coated
Weight	6.5 lbs.
Warranty	10 Years
Dimensions	3" dia. x 8 1/5" (fixtures)
Metals	6061-T6 Aluminum



Shown in Bronze Powder Coat Finish (BZ)

■ ORDERING LOGIC

MODEL	SI - 23	
METAL	A - Aluminum	
MOUNTING PLATE	1 - 4/0 Round 2 - 4/0 Square 3 - 3/0 Round	
STEM LENGTH	12 - 12" 18 - 18" 24 - 24" 30 - 30"	36 - 36" 42 - 42" 48 - 48"
FINISH	BK - Black BZ - Bronze WT - White BG - Beige	BKT - Black Texture BZT - Bronze Texture SL - Silver CA - Clear Anodized

ORDERING EXAMPLE:

SI - 23 - A - 1 - 24 - BK

■ MOUNTING PLATE OPTIONS



4/0 ROUND 4/0 SQUARE 3/0 ROUND

■ LAMP OPTIONS (ORDER SEPARATELY)



SORAA

BRILLIANCE

■ MT-44 BOX (ORDER SEPARATELY)



Made for surface mount applications the MT-44 fits standard 4/0 junction boxes and holds the TR-6 transformer for low voltage fixtures.

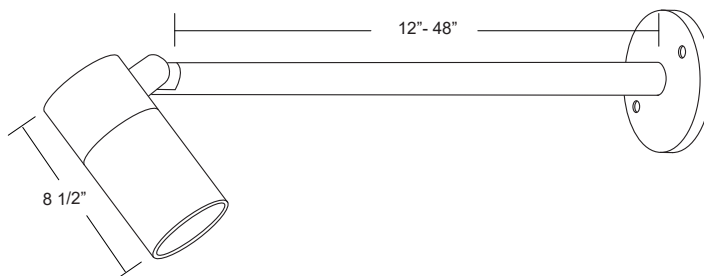
■ SI 120V SERIES



SI-23

Specification-grade wet-location luminaire for sign lighting applications.

- Machined 6061-T6 copper-free aluminum. Aluminum components are black anodized, then a polyester powder coat finish is applied. Seven standard TGIC powder coat finishes and clear anodized finish available.
- Stainless steel hardware.
- Flush caps for wide distribution, hold 3 lens accessories.
- Tempered clear glass glued in.
- Three mounting plate options available.
- Junction box mount design.
- Available lengths: 12", 18", 24", 30", 36", 42" or 48".
- High-temperature silicone O-ring seal used to seal the cap against the body.
- Molded silicone wire pass-thru attached to socket wire prevents wicking and water leaking into the lamp compartment.
- CSA & UL listed for wet location landscape use (UL2108).
- Warranty: 10 Years



SPECIFICATIONS

MODEL:	SI - 23	LAMPING:	MR16 Halogen 50W Maximum (order separately) 8W LED (order separately)	
MATERIAL:	6061-T6 Aluminum	FINISHES:	BK - Black BZ - Bronze WT - White BG - Beige	BKT - Black Texture BZT - Bronze Texture SL - Silver CA - Clear Anodized
VOLTAGE:	120V			
WATTAGE:	50W			
SOCKET:	GU10 porcelain socket rated 600V, 250°C 18 ga, Teflon® coated leads.			

ORDERING LOGIC:

MODEL	METAL	MOUNTING PLATE	STEM LENGTH		FINISH	
SI - 15	A - Aluminum	1 - 4/0 Round	12 - 12"	36 - 36"	BK - Black	BKT - Black Texture
		2 - 4/0 Square	18 - 18"	42 - 42"	BZ - Bronze	BZT - Bronze Texture
		3 - 3/0 Round	24 - 24"	48 - 48"	WT - White	SL - Silver
			30 - 30"		BG - Beige	CA - Clear Anodized

ORDERING EXAMPLE: **SI - 23 - A - 1 - 24 - BK**

Excelsior Lighting, Inc.

PROJECT:

TYPE:

L SERIES

MR16 INTEGRAL MODULE

Wattage	Multi-level: 4W, 7W, 10W
Voltage	10.8V-13.2V
Halogen Equivalent	50W, 35W or 20W
Startup Draw	15W
Colors	2700K or 3000K
Lenses	Interchangeable 12°, 25° or 40°
Output	Superior light output and thermal performance compared to LED replacement lamps
Dimming	Dimmable to 5% with standard low-voltage phase dimmers
Transformers	Compatible with low-voltage magnetic & electronic transformers
Hours	L70 = 60,000
Warranty	5 Years
	FCC Compliant
	RoHS Compliant
	Pb free



COMPATIBILITY

- Compatible with B+L Model EX95101 electronic transformer (sold separately)
- Compatible with Lutron dimmer models:
 - Diva DELV-300/303P
 - Maestro MAELV-600
 - Skylark SELV 300PH

LIGHT LEVELS



All modules are 4W, 7W and 10W. A tiny switch allows you to shift between the three light levels.

MODULE OPTIONS

LAMP	SPECS	LUMENS
50	2700K, 12°	342/494/635
51	2700K, 25°	342/494/635
52	2700K, 40°	342/494/635
53	3000K, 12°	351/533/705
54	3000K, 25°	351/533/705
55	3000K, 40°	351/533/705

L SERIES

Module is only accepted in 'L SERIES' fixtures. These fixtures have an 'L' is the model number, e.g.. **FA-4L**. See L series fixtures on following page.

MR16 INTEGRAL MODULE FIXTURES

L SERIES

Fixtures in the series below are available with LED module. Visit our website to see the complete series.

■ FLOOD/ACCENT LIGHTS



FA/AL: Includes all cap styles in both series.

■ PATH LIGHTS



PL: Includes PL-7L and PL-14L models.

■ UP LIGHTS



UL: Includes all cap styles from UL-1L - UL-7L

■ WALL MOUNT LIGHTS



WA: Includes all cap styles from both single and dual models.

■ DOWN LIGHTS



RL/DL: Includes RL-1L, RL-2L and DL-1L models.

■ SIGN LIGHTS



SI: Includes both single and dual models.

■ IN GROUND LIGHTS



IN: Includes IN-1L, IN-2L, IN-3L, IN-4L, IN-5L, IN-6L and IN-20L models.

ABOUT US

Headquartered in central California, Excelsior Lighting designs and manufactures “specification-grade” luminaires and mounting for the professional landscape lighting industry. We manufacture our own products and offer finished goods that can be shipped worldwide. Our company is proud to sell lighting products that are produced in the United States.

With 20 years of experience in manufacturing landscape lighting, our philosophy is to design and produce products that clients want, not what we think they should have! Our 10 year warranty exemplifies our confidence in the superior durability and performance of Excelsior Lighting products.

You can contact us directly for technical product information, specifying or purchasing out products.

2507 N Bundy Drive
Fresno, CA 93727
T 559.346.1051
F 559.346.1071
www.excelsiorlighting.com

